

COVER SHEET

1 6 3 6 7 1

SEC Registration Number

A Y A L A L A N D L O G I S T I C S H O L D I N G S C O R P.

[Empty grid for company name]

(Company's Full Name)

3 R D F L O O R G L O R I E T T A 5

A Y A L A C E N T E R M A K A T I C I T Y

[Empty grid for business address]

(Business Address: No. Street City/Town/Province)

ATTY. JUNE VEE D. MONTECLARO-NAVARRO

(Contact Person)

7908-3964

(Company Telephone Number)

Definitive Information Statement

1 2 3 1

Month Day (Fiscal Year)

2 0 - I S

(Form Type)

0 4 2 1

Month Day (Annual Meeting)

[Empty box for secondary license type]

(Secondary License Type, If Applicable)

[Empty box for dept. requiring doc]

Dept. Requiring this Doc.

[Empty box for amended articles number]

Amended Articles Number/Section

[Empty box for total no. of stockholders]

Total No. of Stockholders

[Empty box for domestic borrowings]

Domestic

[Empty box for foreign borrowings]

Foreign

To be accomplished by SEC Personnel concerned

[Empty grid for file number]

File Number

_____ LCU

[Empty grid for document ID]

Document ID

_____ Cashier

STAMPS

Remarks: Please use BLACK ink for scanning purposes.

22 March 2023

SECURITIES AND EXCHANGE COMMISSION

17/F SEC Headquarters, 7907 Makati Avenue
Barangay Bel-Air, Makati City

Attention : **HON. VICENTE GRACIANO P. FELIZMENIO, JR.**
Director
Markets and Securities Regulation Department

Gentlemen:

We write in connection with the comments on AyalaLand Logistics Holdings Corp.'s ("ALLHC"/ "Company") Preliminary Information Statement (SEC Form 20-IS) and annexes filed on 10 March 2023.

We respond to your comments as follows:

A. SEC Form 20-IS

1. Item 5. - Directors and Executive Officers

(i) Identify Directors, including Independent Directors and Executive Officers

- There are no directors and officers of the Company that are connected with any government agencies or its instrumentalities.

B. Management Report

1. Management's Discussion and Analysis (MD&A) or Plan of Operation

- Please refer to Annex D which discussed the results of operations of the Company and its plans. We attached the 2022 Consolidated Audited Financial Statements and Supplemental Schedules.

2. External Audit Fees

- The Audit Committee approves the audit services rendered by the Independent auditor to ensure that these do not impair the Independent Auditor's independence. The approval of the audit-related and non-audit services of the Independent Auditor is delegated to Management. The amount of both audit and non-audit work of Independent Auditors shall be disclosed in the annual report and Annual Corporate Governance Report. The Audit Committee is guided by the Company's Policy on Audit, Audit-Related and Non-Audit Services Awarded to Independent Auditors.

3. Discussion on Compliance with leading practice on Corporate Governance

- For the ensuing year, the Company will continue to improve its systems and procedures by aligning with any new updates to corporate governance policies within the Ayala Group, and new rules, regulations and directives from the SEC on corporate governance, if any.

C. Audited Financial Statements

- We submit herewith the following:
 1. Statement of Management Responsibility on the Financial Statements (as prescribed by SRC Rule 68, As Amended)
 2. Comparative forms of Statement of Financial Position, Statement of Comprehensive Income, Statement of Cash Flows and Statement of Changes in Equity
 3. Legal matter paragraph in the Auditor's Report on each component: (Financial Reporting Bulletin No. 1)
 4. Reconciliation of Retained Earnings Available for Dividend Declaration
 5. Map of the ALLHC group of companies
 6. Schedule showing financial soundness indicators in two comparative periods as follows:
 - i. current ratio
 - ii. debt-to-equity ratio
 - iii. asset-to-equity ratio
 - iv. interest rate coverage ratio
 - v. profitability ratio
 - vi. other relevant ratios

Attach for your consideration/approval is ALLHC's Definitive Information Statement.

Very truly yours,



JUNE VEE D. MONTECLARO-NAVARRO
Corporate Secretary

NOTICE OF ANNUAL STOCKHOLDERS' MEETING

NOTICE IS HEREBY GIVEN that the Annual Meeting of Stockholders of **AYALALAND LOGISTICS HOLDINGS CORP.** will be conducted virtually via <http://www.ayalagroupshareholders.com/> on **WEDNESDAY, 19 APRIL 2023**, at **9:00 in the morning**, with the following

AGENDA¹

1. Call to Order
2. Certification of Notice and Quorum
3. Approval of Minutes of Previous Meeting
4. Annual Report
5. Ratification of the Acts of the Board of Directors and Officers
6. Election of Directors (Including the Independent Directors)
7. Appointment of External Auditor and Fixing of its Remuneration
8. Consideration of Such Other Business as May Properly Come Before the Meeting
9. Adjournment

Only stockholders of record at the close of business on **6 MARCH 2023** shall be entitled to notice of, and to vote at, this meeting.

Pursuant to the Company's By-Laws, the Chairman of the Board, pursuant to the authority delegated by the Board of Directors during its meeting on 6 December 2022, has approved the holding of the Annual Stockholders' Meeting in a fully virtual format, hence, stockholders may only attend the meeting by remote communication, by voting *in absentia* or by appointing the Chairman of the meeting as proxy. Stockholders intending to participate by remote communication should notify the Company on or before 5 April 2023.

Duly accomplished proxies shall be submitted on or before 5 April 2023 to the Office of the Corporate Secretary at 4/F Tower One and Exchange Plaza, Ayala Triangle, Ayala Avenue, Makati City or by email. Validation of proxies is set for 12 April 2023.

Stockholders may participate in the meeting by remote communication or vote *in absentia* subject to validation procedures. The procedures for participating in the meeting through remote communication and for casting of votes *in absentia* will be set forth in the Information Statement².

Stockholders of record as of 6 March 2023 owning at least 5% of the total outstanding capital stock of the Company may submit proposals on items for inclusion in the agenda on or before 12 April 2023³.

All email communications should be sent to corporate.secretary@ayalalandlogistics.com on or before the designated deadlines.

This notice supersedes the notice filed on 20 February 2023 with the Securities and Exchange Commission and the Philippine Stock Exchange.

Makati City, 7 March 2023.



JUNE VEE D. MONTECLARO-NAVARRO
Corporate Secretary

¹ See next page for the explanation for each agenda item.

² Stockholders should notify the Company at corporate.secretary@ayalalandlogistics.com of their preference to receive hard copies of the Information Statement and other stockholders' meeting materials on or before 6 March 2023.

³ The inclusion of the proposed agenda item is in accordance with SEC Memorandum Circular No. 14, series of 2020, and the Company's internal guidelines.

EXPLANATION OF AGENDA ITEMS

Call to order

The Chairman will formally open the meeting at approximately 9:00 in the morning.

Certification of notice and quorum (and rules of conduct and procedures)

The Corporate Secretary will certify that written notice for the meeting was duly sent to stockholders and that a quorum exists for the transaction of business.

Pursuant to Sections 57 and 23 of the Revised Corporation Code which allow voting *in absentia* by the stockholders, the Company has set up a designated online web address, <http://www.ayalagroupshareholders.com/>, which may be accessed by the stockholders to register at the meeting and vote *in absentia*⁴. A stockholder participating by remote communication or voting *in absentia* shall be deemed present for purposes of quorum.

The following are the rules of conduct and procedures for the meeting:

- (i) Stockholders may attend the meeting remotely through the online web address (URL) provided. Questions and comments may be sent prior to or during the meeting at corporate.secretary@ayalalandlogistics.com and shall be limited to the items in the Agenda.
- (ii) Each of the proposed resolutions will be shown on the screen during the livestreaming as the same is taken up at the meeting.
- (iii) Stockholders must notify the Company on or before 5 April 2023 of their intention to participate in the Meeting by remote communication to be included in determining the existence of a quorum, together with the stockholders who voted *in absentia* and by proxy.
- (iv) Voting shall only be allowed for stockholders registered in the Voting *in Absentia* and Shareholder (VIASH) System or through authorizing the Chairman of the meeting as proxy.
- (v) Stockholders voting *in absentia*, who have previously registered in the VIASH System, may cast their votes electronically at any time using the VIASH System prior to or during the meeting.
- (vi) All the items in the agenda for the approval by the stockholders will need the affirmative vote of stockholders representing at least a majority of the issued and outstanding voting stock present at the meeting, unless the law requires otherwise.
- (vii) Election of directors will be by plurality of votes and every stockholder will be entitled to cumulate his votes. Each outstanding share of stock entitles the registered stockholder to one vote.
- (viii) The Committee of Inspectors of Proxies and Ballots will tabulate all votes received and an independent third party will validate the results. The Corporate Secretary shall report the results of voting during the meeting.
- (ix) The meeting proceedings shall be recorded in audio and video format.
- (x) A link to the recorded webcast of the meeting will be posted on the Company's website after the meeting. Stockholders shall have two weeks from posting to raise to the Company any issues, clarifications and concerns on the matters arising from the meeting conducted.

Approval of minutes of previous meeting

The minutes of the meeting held on 21 April 2022 are available at the Company's website, <https://www.ayalalandlogistics.com>.

A resolution approving the minutes will be presented to the stockholders and approved by the vote of the stockholders representing at least a majority of the outstanding capital stock voting *in absentia* or voting through the Chairman of the meeting as proxy.

Annual report

The President and Chief Executive Officer, Mr. Jose Emmanuel H. Jalandoni, will deliver a report to the stockholders on the significant operational and financial performance as well as the milestones and achievements of the Company for the year 2022, and the outlook for 2023.

The Annual Report which contains the messages from the Chairman and President will be posted on the Company's website, <https://www.ayalalandlogistics.com>.

The Audited Financial Statements (AFS) as of 31 December 2022 will be presented to the stockholders for their approval. The AFS will be included in the Information Statement that may be accessed by the stockholders at the Company's website, <https://www.ayalalandlogistics.com>. The Audit Committee has recommended to the Board the approval of the AFS, and the Board will approve the AFS on 28 February 2023.

A resolution noting the report and approving the consolidated audited financial statements will be presented to the stockholders for approval by the affirmative vote of the stockholders representing at least a majority of the outstanding capital stock voting *in absentia* or voting through the Chairman of the meeting as proxy.

Ratification of the acts of the Board of Directors and officers

The acts of the Board and its Committees were those adopted since the annual stockholders' meeting on 21 April 2022 until 19 April 2023. They include the approval of agreements, projects, investments, treasury-related matters, corporate governance matters and other matters covered by disclosures to the Securities and Exchange Commission and the Philippine Stock Exchange. The acts of the officers were those taken to implement the resolutions of the Board or its Committees or in the general conduct of business.

A resolution on this agenda item will be presented to the stockholders for approval by the vote of the stockholders representing at least a majority of the outstanding stock voting *in absentia* or voting through the Chairman of the meeting as proxy.

⁴ The detailed instructions pertaining to the URL and the use thereof will be provided in the Information Statement.

Election of directors (including the independent directors)

The Corporate Governance and Nomination Committee of the Board would have evaluated and determined that the nine (9) nominees to the Board, including the nominees for independent directors, have all the necessary qualifications to serve as directors and the expertise and competence, individually and collectively, to enable the Board to fulfill its roles and responsibilities and manage the Company to achieve its objectives.

The profiles of the candidates to the Board of Directors will be provided in the Information Statement.

Appointment of external auditor and fixing of its remuneration

The Audit Committee of the Board will endorse to the stockholders the appointment of PwC Isla Lipana & Co. as the external auditor for the ensuing year as well as its proposed remuneration. The external auditor conducts an independent verification of the Company's financial statements and provides an objective assurance on the accuracy of its financial statements.

The profile of PwC Isla Lipana & Co. will be provided in the Information Statement.

A resolution for the appointment of the external auditor, PwC Isla Lipana & Co., and for the approval of its remuneration will be presented to the stockholders for adoption by the affirmative vote of stockholders representing a majority of the outstanding capital stock voting *in absentia* or voting through the Chairman of the meeting as proxy.

Consideration of such other business as may properly come before the meeting

The Chairman will open the floor for comments and questions by the stockholders, and take up agenda items received from stockholders on or before 12 April 2023 in accordance with existing laws, rules and regulations of the Securities and Exchange Commission and the Company's internal guidelines⁵.

⁵ SEC Memorandum Circular No. 14, series of 2020 or "Shareholders' Right to Put items on the Agenda for Regular/Special Stockholders' Meetings": <https://www.sec.gov.ph/mc-2020/mc-no-14-s-2020shareholders-right-to-put-items-on-the-agenda-for-regular-special-stockholders-meetings/>.

PROXY

The undersigned stockholder of **AYALALAND LOGISTICS HOLDINGS CORP.** (the "Company") hereby appoints the Chairman of the meeting, as attorney-in-fact and proxy, to represent and vote all shares registered in his/her/its name at the Annual Meeting of Stockholders to be held on **19 April 2023 (Wednesday) at 9:00 a.m.** by remote communication and at any adjournments thereof for the purpose of acting on the following matters.

It is understood that if you sign without otherwise marking the form, the shares will be voted for the election of all nominees and for the approval of the matters stated below and for such other matters as may properly come before the meeting in the manner described in the Information Statement and/or recommended by management or the Board of Directors.

Hereunder are the matters to be taken up during the meeting. Please indicate your proposed selection by firmly placing an "X" in the appropriate box:

- | | |
|----------------------------------------------------------------------------------------------------------------------------------------------------------------------------------------------------------------------------------------------------------------------------------------------|-------------------------------------------------------------------------------------------------------------------------------------------------------------------------------------------------------------------------------------------------------------------------|
| <p>1. Approval of the Minutes of the 21 April 2022 Annual Stockholders' Meeting</p> <p style="padding-left: 40px;"><input type="checkbox"/> For <input type="checkbox"/> Against <input type="checkbox"/> Abstain</p> | <p>5. Appointment of PwC Isla Lipana & Co. as External Auditor for the Ensuing Fiscal Year and Fixing of its Remuneration</p> <p style="padding-left: 40px;"><input type="checkbox"/> For <input type="checkbox"/> Against <input type="checkbox"/> Abstain</p> |
| <p>2. Approval of Annual Report for Calendar (CY) 2022 (including the Consolidated Audited Financial Statements for the CY ended 31 December 2022)</p> <p style="padding-left: 40px;"><input type="checkbox"/> For <input type="checkbox"/> Against <input type="checkbox"/> Abstain</p> | <p>6. At its discretion, the proxy is authorized to vote on such matters as may properly come before the meeting</p> <p style="padding-left: 40px;"><input type="checkbox"/> For <input type="checkbox"/> Against <input type="checkbox"/> Abstain</p> |
| <p>3. Ratification of All Acts of the Board of Directors and Officers During the Preceding Year</p> <p style="padding-left: 40px;"><input type="checkbox"/> For <input type="checkbox"/> Against <input type="checkbox"/> Abstain</p> | |

4. Election of the Nine (9) Directors (Including the Three (3) Independent Directors)

Vote equally for nominees listed below:

	No. of Votes
<input type="checkbox"/> Bernard Vincent O. Dy	_____
<input type="checkbox"/> Jose Emmanuel H. Jalandoni	_____
<input type="checkbox"/> Robert S. Lao	_____
<input type="checkbox"/> Jaime Alfonso E. Zobel de Ayala	_____
<input type="checkbox"/> Felipe U. Yap	_____
<input type="checkbox"/> Nathanael C. Go	_____

Independent Directors

<input type="checkbox"/> Rex Maria. A. Mendoza	_____
<input type="checkbox"/> Renato O. Marzan	_____
<input type="checkbox"/> Cassandra Lianne S. Yap	_____

Printed Name of Stockholder

Signature of Stockholder

Date: _____

IF THE STOCKHOLDER IS A CORPORATION, A SECRETARY'S CERTIFICATE QUOTING THE BOARD RESOLUTION AUTHORIZING THE CORPORATE OFFICER WHO SIGNED THIS PROXY MUST BE SUBMITTED TO THE CORPORATE SECRETARY.

A STOCKHOLDER GIVING A PROXY HAS THE POWER TO REVOKE IT ANY TIME BEFORE THE RIGHT GRANTED IS EXERCISED. A PROXY IS CONSIDERED REVOKED IF THE STOCKHOLDER REGISTERS ON THE VOTING IN ABSENTIA & SHAREHOLDER (VIASH) SYSTEM AND/OR NOTIFIES THE COMPANY BY EMAIL BY 5 APRIL 2023 OF HIS INTENTION TO PARTICIPATE IN THE MEETING BY REMOTE COMMUNICATION. STOCKHOLDERS PARTICIPATING BY REMOTE COMMUNICATION WILL NOT BE ABLE TO VOTE UNLESS THEY REGISTER IN THE VIASH SYSTEM OR AUTHORIZE THE CHAIRMAN TO VOTE AS PROXY, ON OR BEFORE 5 APRIL 2023.

THIS PROXY SHOULD BE SENT TO THE CORPORATE SECRETARY AT 4F TOWER ONE AND EXCHANGE PLAZA, AYALA TRIANGLE, AYALA AVENUE, MAKATI CITY OR BY EMAIL TO corporate.secretary@ayalalandlogistics.com ON OR BEFORE 5 APRIL 2023 WHICH IS THE DEADLINE FOR SUBMISSION OF PROXIES. THIS PROXY NEED NOT BE NOTARIZED.

SECURITIES AND EXCHANGE COMMISSION

SEC FORM 20-IS

INFORMATION STATEMENT OF
AYALALAND LOGISTICS HOLDINGS CORP.
(the "Registrant", "Company" or "ALLHC")
PURSUANT TO SECTION 20
OF THE SECURITIES REGULATION CODE

1. Check the appropriate box:
- Preliminary Information Statement
- Definitive Information Statement
2. Name of Registrant as specified in its charter **AYALALAND LOGISTICS HOLDINGS CORP.**
3. Province, country or other jurisdiction of incorporation or organization **REPUBLIC OF THE PHILIPPINES**
4. SEC Identification Number **163671**
5. BIR Tax Identification Code **000-804-342-000**
6. **3RD FLOOR GLORIETTA 5, AYALA CENTER, MAKATI CITY** **1224**
Address of Principal Office Postal Code
7. Registrant's telephone number, including area code **(632) 8884-1106**
8. Date, Time and Place of the Meeting of Security Holders
- | | |
|----------------------------------------------------------------|-----------------------------------------------------------------------------------|
| Date | 19 APRIL 2023 |
| Time | 9:00 a.m. |
| Place where the Chairman will preside over the virtual meeting | Ballroom 1 Fairmont Makati
1 Raffles Drive, Makati Avenue, Makati City |
- Online web address/URL**
(for participation by remote communication and for voting in absentia) <http://www.ayalagroupshareholders.com/>
9. Approximate Date on which the Information Statement is First to be Sent or given to Security Holders
- Date 22 MARCH 2023**
10. Securities registered pursuant to Sections 8 and 12 of the Code or Sections 4 and 8 of the RSA (information on number of shares and amount of debt is applicable only to corporate registrants):
- | Title of Each Class | Number of Shares of Common Stock Outstanding or Amount of Debt Outstanding |
|------------------------------------------|----------------------------------------------------------------------------|
| Common | 6,301,591,987 |
| Bank Loans Payable (consolidated) | Php2.463 billion |
- (As of 28 February 2023)
11. Are any or all of registrant's securities listed in a Stock Exchange?
- Yes No
- 4,898,273,923 common shares are listed in the Philippine Stock Exchange (as of February 28, 2023)**

INFORMATION REQUIRED IN INFORMATION STATEMENT

Part I

A. GENERAL INFORMATION

Item 1. **Date, time and place of meeting of security holders (hereafter, the “annual stockholders’ meeting” or “meeting”)**

- (a) **Date** : **19 April 2023 (Wednesday)**
 Time : **9:00 a.m.**
 Place where the
 Chairman will : **Ballroom 1 Fairmont Makati**
 preside over : **1 Raffles Drive, Makati Avenue, Makati City**
 the virtual
 meeting

Online web address/URL:

*(for participation by
remote communication and
for voting in absentia) - <http://www.ayalagroupshareholders.com/>*

Complete mailing address of principal office of the Registrant/Company:

3rd Floor Glorietta 5, Ayala Center, Makati City 1224

- (b) Copies of this Information Statement may be accessed by the Company's stockholders beginning **22 March 2023** at the Company's website.

WE ARE NOT ASKING FOR A PROXY AND YOU ARE REQUESTED NOT TO SEND A PROXY.

Item 2. **Dissenters' Right of Appraisal**

Section 80 of the Revised Corporation Code of the Philippines (“Revised Corporation Code”) provides for the instances where the stockholder shall have the right to dissent and demand payment of the value of his shares, as follows:

- (a) in case of amendment to the articles of incorporation which has the effect of changing or restricting the rights of any stockholders or class of shares; or of authorizing preferences in any respect superior to those of outstanding shares of any class; or of extending or shortening the term of corporate existence;
- (b) in case of sale, lease, exchange, transfer, mortgage, pledge or disposition of all or substantially all of the corporate property and assets;
- (c) in case of merger and consolidation; and
- (d) in case of investment of corporate funds for any purpose other than the primary purpose of the corporation.

Section 81 of the Corporation Code provides:

Section 81. How Right is Exercised.- The dissenting stockholder who votes against a proposed corporate action may exercise the right of appraisal by making a written demand on the corporation for the payment of the fair market value of shares held within thirty (30) days from the date on which the vote was taken: Provided, That the failure to make the demand within such period shall be deemed a waiver of the appraisal right. If the proposed corporate action is implemented, the corporation shall pay the stockholder, upon surrender of the certificate or certificates of stock representing the stockholders' shares, or the fair value thereof as of the day before the vote was taken, excluding any appreciation or depreciation in anticipation of such corporate action.

If within sixty (60) days from the approval of the corporate action by the stockholders, the withdrawing stockholder and the corporation cannot agree on the fair value of the shares, it shall be determined and appraised by three (3) disinterested persons, one of whom, shall be named by the stockholder, another by the corporation, and the third by the two (2) thus chosen. The findings of the majority of the appraisers shall be final, and their award shall be paid by the corporation within thirty (30) days after such award is made: Provided, That no payment shall be made to any dissenting stockholder unless the corporation has unrestricted retained earnings in its books to cover such payment:

Provided further, That upon payment by the corporation of the agreed or awarded price, the stockholder shall forthwith transfer the share to the corporation.

There are no matters to be taken up or acted upon at the meeting which may give rise to the exercise of appraisal right of a stockholder.

Item 3. Interest of Certain Persons in, or Opposition to, Matters to be Acted Upon

- (a) No current director or officer of the Company, or nominee for election as director of the Company, or any associate thereof, has any substantial interest, direct or indirect, by security holdings or otherwise, in any matter to be acted upon other than election to office.
- (b) No director of the Company intends or has expressed an intention to oppose any action to be taken during the annual stockholders' meeting.

B. CONTROL AND COMPENSATION INFORMATION

Item 4. Voting Securities and Principal Holders Thereof

- (a) Number of Outstanding Shares as of 28 February 2023

Common Shares : 6,301,591,987

Number of Votes Entitled : one (1) vote per share

- (b) All stockholders of record as of **6 March 2023** are entitled to receive notice and to vote at the annual stockholders' meeting.

- (c) **Manner of Voting**

Sections 6 and 8, Article II of the Company's Amended By-laws¹ ("By-laws") provide:

- 6. Proxies - Proxies shall be in writing and signed by the stockholder and in accordance with existing laws, rules and regulations of the Securities and Exchange Commission. xxx

Each share of stock is entitled to one (1) vote, provided the share has not been declared delinquent.
(As amended at the Regular Meeting of the Board of Directors on 11 November 2020.)

- 8. Voting - A stockholder entitled to vote may vote in person, through remote communication, or *in absentia*, electronically or otherwise or may be represented by proxy at any regular or special meeting, subject to compliance with the rules and regulations as may be issued by the Securities and Exchange Commission from time to time; and provided, that the shares have not been declared delinquent. Stockholders casting votes through remote communication or *in absentia*, electronically or otherwise, shall be deemed present for purposes of determining the existence of a quorum.

The election of directors shall be by ballot and each stockholder may vote such number of share for as many persons as are directors to be elected, or he may give to one (1) candidate as many votes as the number of directors to be elected multiplied by the number of his shares shall equal, or he may distribute them on the same principle among as many candidates as he may see fit, provided that the whole number of votes cast by him shall not exceed the number of shares owned by him multiplied by the whole number of directors to be elected.
(As amended at the Regular Meeting of the Board of Directors on 11 November 2020.)

These are consistent with Secs. 23 and 57 of the Revised Corporation Code.

The stockholders may vote electronically or *in absentia* using the online web address, <http://ayalagroupshareholders.com/>, subject to validation procedures. The detailed instructions for electronic voting *in absentia* are provided in Annex "A" hereof.

¹ Approved by the Securities and Exchange Commission on 4 March 2021

(d) **Security Ownership of Certain Record and Beneficial Owners and Management**

i. **Security Ownership of Record and Beneficial Owners of more than 5% as of 28 February 2023:**

Title of Class	Name & address of record owner & relationship with issuer	Name of Beneficial Owner & relationship with record owner	Citizenship	No. of Shares Held	Percent (%)
Common	Ayala Land, Inc. (ALI) ² 31/F Tower One and Exchange Plaza, Ayala Triangle, Makati City -Stockholder	ALI ³	Filipino	4,467,752,834 (direct)	70.899%
Common	PCD Nominee Corporation (Filipino) G/F MSE Bldg., Ayala Ave., Makati City	PCD Participants acting for themselves or for their customers ⁴	Filipino	1,119,732,596	17.769%

ii. **Security Ownership of Directors and Management as of 28 February 2023**

Title of Class	Name of Beneficial Owner	Amount and Nature of Beneficial ownership- Direct (D) or Indirect (I)	Citizenship	Percent of Class (%)
Directors				
Common	Bernard Vincent O. Dy	2 (D)	Filipino	0.000%
Common	Felipe U. Yap	3,010,000 (D) 28,000,000 (I)*	Filipino	0.492%
Common	Jose Emmanuel H. Jalandoni	2 (D)	Filipino	0.000%
Common	Maria Rowena M. Tomeldan	2 (D) 199,000 (I) **	Filipino	0.000%
Common	Jaime Alfonso E. Zobel de Ayala	1 (D)	Filipino	0.000%
Common	Nathanael C. Go	1,025,000 (D) 34,375,000 (I)	Filipino	0.562%
Common	Rex Maria A Mendoza	1 (D)	Filipino	0.000%
Common	Renato O. Marzan	1 (D)	Filipino	0.000%
Common	Cassandra Lianne S. Yap	1,638,000 (I)	Filipino	0.026%
Officers				
Common	Augusto D. Bengzon	0	Filipino	0.000%
Common	Patrick John C. Avila [^]	110,000 (I)	Filipino	0.002%
Common	Francis M. Montojo	0	Filipino	0.000%
Common	June Vee D. Monteclaro-Navarro	0	Filipino	0.000%
Common	Nimfa Ambrosia L. Perez-Paras	0	Filipino	0.000%
Common	Amelia Ann T. Alipao	0	Filipino	0.000%
Common	Annabeth R. Bernardo	0	Filipino	0.000%
	Total	68,357,009		1.085%

* Includes share subscriptions under the Employees Stock Ownership (ESOWN) Plan

** Includes shares held thru PCD and members of household

[^] Elected on April 21, 2022

There was no change in the shareholdings of the directors and officers in CY 2022 to date.

None of the Company's directors and management owns 2.0% or more of the outstanding capital stock of the Company.

² Ayala Land, Inc. is the parent of the Company.

³ Under the By-Laws and the Revised Corporation Code, the ALI Board has the power to decide how ALI's shares are to be voted.

⁴ Each beneficial owner of shares through a PCD participant is the beneficial owner to the extent of the number of shares in his account with the PCD Participant. There is no PCD Participant who owns more than 5% of the shares of the Company.

iii. Voting Trust Holders of 5% or More

The Company knows of no persons holding more than 5% of common shares under a voting trust or similar agreement.

iv. Change in Control of Registrant

No change in control in the Company has occurred since the beginning of its last fiscal year.

(e) Foreign Ownership Level as of 28 February 2023

Kind of Shares	Total Outstanding Shares	Shares Owned by Foreigners	Percent of Ownership
Common	6,301,591,987	95,971,427	1.523%

Item 5. Directors and Executive Officers

Article Sixth of the Articles of Incorporation of the Company provides:

"SIXTH: That the number of directors of the said corporation shall be nine (9) and that the names and residences of the directors of the said corporation who are to serve until their successors are elected and qualified as provided by the By-laws, xxx".

Attendance of Directors

The record of attendance of the directors at the meetings of the Board of Directors of the Company (the "Board") for calendar year 2022 is as follows:

Directors	No. of Board Meetings Attended/Held (in 2022 and during the incumbency of the director)	Percent Present
Bernard Vincent O. Dy	6/6	100%
Felipe U. Yap	6/6	100%
Jose Emmanuel H. Jalandoni	6/6	100%
Maria Rowena M. Tomeldan	6/6	100%
Jaime Alfonso E. Zobel de Ayala	6/6	100%
Nathanael C. Go	5/6	83%
Rex Maria A. Mendoza	6/6	100%
Renato O. Marzan	6/6	100%
Cassandra Lianne S. Yap	6/6	100%

The officers, unless removed by the Board, shall serve as such until their successors are elected or appointed.

(a) Information required of Directors and Executive Officers

i. Directors and Executive Officers

The following persons, who constitute the final list of candidates for election as directors presented and approved by the Corporate Governance and Nomination Committee (which is composed of Ms. Cassandra Lianne S. Yap, Chairman, Messrs. Rex Maria A. Mendoza and Renato O. Marzan, members) have been nominated to the Board for the ensuing year and have accepted their nomination:

Name	Age (as of 28 Feb. 2023)	Citizenship
Bernard Vincent O. Dy	59	Filipino
Felipe U. Yap	85	Filipino
Jose Emmanuel H. Jalandoni	55	Filipino
Robert S. Lao	48	Filipino
Jaime Alfonso E. Zobel de Ayala	32	Filipino

Nathanael C. Go	47	Filipino
Rex Maria A. Mendoza – Independent Director	60	Filipino
Renato O. Marzan – Independent Director	74	Filipino
Cassandra Lianne S. Yap – Independent Director	33	Filipino

Except for Mr. Robert S. Lao, all of the above nominees are incumbent directors of the Company and were nominated for re-election as directors.

In accordance with SRC Rule 38 and Section 2, Article III (The Independent Director) of the Company's By-Laws, the Company's Corporate Governance and Nomination Committee evaluated the qualifications of the nominees and prepared the final list of nominees prior to the annual stockholders' meeting. Only such nominees whose names appear in the final list of candidates are eligible for election as directors, including independent directors. No other nomination shall be entertained or allowed on the floor during the annual stockholders' meeting. In case of failure of election for independent directors, the Chairman of the meeting shall call a separate election during the same meeting to fill up the vacancy.

Messrs. Bernard Vincent O. Dy, Jose Emmanuel H. Jalandoni, Jaime Alfonso E. Zobel de Ayala and Robert S. Lao were nominated by ALI. Mr. Felipe U. Yap was nominated by F. Yap Securities, Inc. Mr. Nathanael C. Go was nominated by Mr. David C. Go.

Messrs. Rex Ma. A. Mendoza and Renato O. Marzan were nominated as independent directors of the Company by ALI. Mr. Mendoza is an independent director of ALI at present. Messrs. Mendoza and Marzan were with Ayala Group many years ago as stated in Annex B. Ms. Cassandra Lianne S. Yap was nominated as independent director by Lucky Securities, Inc., a stockholder of the Company. As verified by the Corporate Governance and Nomination Committee, all three nominees are not related to ALI. Ms. Yap is not related to Lucky Securities, Inc. All nominees to the Board and their nominators are stockholders of the Company.

The list of the directors and officers as well as a summary of the qualifications and date when first elected of the incumbent directors, nominees for directors for election at the annual stockholders' meeting, and incumbent officers are set forth in Annex "B". The Certificates of Qualification of the Independent Directors are attached to this Information Statement as Annex "B-1".

ii. Significant Employees

The Company's entire work force is considered as significant employees. The entire work force is expected to work as a team to attain the Company's objectives. There is no employee who is expected to make individually on his own a significant contribution to the business of the Company.

iii. Family Relationships

The independent director, Ms. Cassandra Lianne S. Yap, is the niece of a director, Mr. Felipe U. Yap. Ms. Yap is qualified to be an independent director under Sec. 1.9, Art. III of the Company's Manual on Corporate Governance, as revised on 22 February 2022 (the "Revised Corporate Governance Manual").

There are no other family relationships up to fourth civil degree, either by consanguinity or affinity, among the abovenamed directors and executive officers.

iv. Involvement in Certain Legal Proceedings

None of the abovementioned directors and executive officers is involved in any of the following events or legal proceedings that occurred during the past five (5) years up to the date of filing of this Information Statement which are material to an evaluation of the ability and integrity of the said directors and executive officers:

- Any bankruptcy petition filed by or against any business of which such person was a general partner or executive officer either at the time of the bankruptcy or within two (2) years prior to that time;
- Any conviction by final judgment in a criminal proceeding, domestic or foreign or being subject to a pending criminal proceeding, domestic or foreign, excluding traffic violations and other minor offenses;
- Being subject to any order, judgment, or decree, not subsequently reversed, suspended or vacated, of any court of competent jurisdiction, domestic or foreign, permanently or temporarily enjoining, barring, suspending or otherwise limiting his involvement in any type of business, securities, commodities or banking activities; and

- d. Being found by a domestic or foreign court of competent jurisdiction (in a civil action), the Commission or comparable foreign body, or a domestic or foreign exchange or electronic marketplace or self-regulatory organization, to have violated a securities or commodities law, and the judgment has not been reversed, suspended, or vacated.

The pending legal proceedings involving the Company or any of its subsidiaries or affiliates which may be considered significant are discussed in **Annex "C"**.

(b) Certain Relationships and Related Transactions

The Company and its subsidiaries in their normal course of business, have entered into transactions with related parties principally consisting of noninterest-bearing advances, reimbursement of expenses, purchase of real property, construction contracts, marketing, leasing, management and administrative service agreements. Information on the Company's related party transactions can be found in Note 19 of the Consolidated Audited Financial Statements.

The Company negotiates transactions with related parties on an arm's length basis, with due consideration of current market prices at the time of the transactions.

The Company's directors and employees are required to disclose any business or family-related transactions with the Company to ensure that potential conflicts of interest situations are brought to the attention of Management.

There was no transaction during the last two (2) years, without proper disclosure, to which the Company was a party, in which any of the following persons had or is to have a direct or indirect material interest:

- Any director or executive officer of the Company;
- Any nominee for election as a director;
- Any security holder named in Item 4 (d) (i) and (ii) above; and
- Any member of the immediate family (including spouse, parents, children, siblings and in-laws) of any of the persons named in the immediately preceding subparagraphs (a) (b) and (c) hereof.

(c) Ownership Structure and Parent Company

As of 28 February 2023, ALI owns 70.90% of the total outstanding shares of the Company.

(d) Disagreement with Registrant

To date, no director has resigned or declined to stand for re-election to the Board of Directors due to any disagreement with the Company relating to the Company's operations, policies or practices.

Item 6. Compensation of Directors and Executive Officers

(a) Executive Compensation

Information as to aggregate compensation paid or accrued during the last two (2) fiscal years and the ensuing fiscal year to the Company's Chief Executive Officer and four (4) other most highly compensated executive officers.

Summary Compensation Table
Annual Compensation

Name	Calendar Year	Salary (in ₱000s)	Bonus (in ₱000s)	Other Annual Compensation (in ₱000s)
Jose Emmanuel H. Jalandoni * (President/CEO)	2022			
	2023			
Maria Rowena M. Tomeldan** (President/CEO)	2021	-	-	-
Francis M. Montojo (Chief Finance Officer/Compliance Officer/ Chief Risk Officer)	2021	-	-	-
	2022	-	-	-
	2023	-	-	-
Patrick John C. Avila (Chief Operating Officer/ Head, Industrial Parks and Real Estate Logistics Group)	2021	-	-	-
	2022	-	-	-
	2023	-	-	-

Marita C. Cabral (Head, Human Resources)	2021	-	-	-
	2022	-	-	-
	2023	-	-	-
Jessica O. Santos (Head, Commercial Leasing Group)	2021	-	-	-
	2022	-	-	-
	2023	-	-	-
CEO and four most highly compensated Executive Officers	2021 Actual	-	-	-
	2022 Actual	-	-	-
	2023 (projected)	-	-	-
All other officers*** and directors** as a group unnamed	2021 Actual	4,240.00	-	-
	2022 Actual	4,110.00	-	-
	2023 (projected)	4,240.00	-	-

* Elected President on April 21, 2022

** President/CEO from February 2018 to April 21, 2022; Director of ALLHC

*** Vice President and up; excludes managers

= Compensation consists of per diems; excludes ESOWN Plan shares

The above executive officers are employees of ALI assigned to the Company and their salaries and benefits are paid by ALI. Management fees paid by the Company to ALI cover part of the compensation of the executive officers of ALLHC (i.e., President/CEO, Chief Finance Officer, Chief Operating Officer, heads of Human Resources, and Commercial Leasing Group).

The total annual compensation of all directors and senior personnel from managers and up was paid in cash.

(b) Compensation of Directors

The directors receive per diems from the Corporation. Section 11 of Article III of the Amended By-Laws provides:

11. Compensation of Directors – Directors are entitled to receive from the Corporation, pursuant to a resolution of the Board of Directors, fees and other compensation for their services. In no case shall the total yearly compensation of Directors exceed ten percent (10%) of the net income before income tax of the Corporation during the preceding year.

The Personnel and Compensation Committee of the Board of Directors shall have the responsibility of recommending to the Board of Directors the fees and other compensation of directors. In discharging this duty, the committee shall be guided by the objective of ensuring that the level of compensation should fairly pay directors for work required in a company of the Corporation's size and scope. No director shall be involved in deciding his own remuneration during his incumbent term.

(i) Standard Arrangement

The Board of Directors are entitled to receive such compensation as fixed by the Board for services as director. The directors receive as compensation, per diems fixed by the Board of Directors, and approved by the stockholders.

The directors to receive the following per diems per meeting attended (as approved by the stockholders on 13 January 2017):

Board meeting fee	Php40,000.00
Committee meeting fee	Php30,000.00

The total compensation, consisting of per diems, received by/accrued to each director for their attendance in all the meetings of the Board and committees in 2022 are as follows:

Director	Total Remuneration/ Per Diem
Bernard Vincent O. Dy*	Php410,000.00
Felipe U. Yap	410,000.00
Jose Emmanuel H. Jalandoni*	330,000.00
Maria Rowena M. Tomeldan*	440,000.00
Jaime Alfonso E. Zobel de Ayala**	320,000.00
Nathanael C. Go	280,000.00

Rex Maria. A. Mendoza	680,000.00
Renato O. Marzan	620,000.00
Cassandra Lianne S. Yap	620,000.00

*Per diems were paid to ALI as their employer

** Per diems were paid to Ayala Corporation as his employer

(ii) Other Arrangement

None of the non-executive directors has been contracted and compensated by the Company for services other than those provided as a director. The Company has no arrangement with regard to the compensation of the non-executive directors other than the compensation received as herein stated.

One of the Company's non-executive directors availed of the stock grant in 2018 under the ESOWN Plan of the Company. The details of the ESOWN Plan are discussed in Item 6 (d) – Warrants and Options Outstanding below.

(c) Employment Contracts/Termination of Employment/Change-in Control Arrangements

The present executive officers of the Company are regular employees of ALI and are covered by their respective engagement/employment contracts with ALI which provide for their functions corresponding to their position/rank.

There are no special terms or compensatory plans or arrangements relative to the resignation, termination of employment of such executive officers. No executive officer has been granted an ESOWN benefit by the Company.

The Company has no change-in-control arrangements with its executive officers.

(d) Warrants and Options Outstanding

In August 2015, the Board of Directors of the Company approved the Terms and Conditions of its ESOWN Plan covering 250 million common shares of the Company for its directors and employees as of June 30, 2015. The ESOWN Shares were issued in two (2) tranches: (i) Tranche 1- covering 32 million shares; and (ii) Tranche 2- covering 218 million shares (First Availment - 43 million shares, and Second Availment- 175 million shares).

Total number of shares subscribed under the ESOWN Plan are as follows: Tranche 1- 29,161,115 shares (excluding 144,485 shares returned to the Plan Pool); Tranche 2- First Availment- 26,629,700 shares; Tranche 2- Second Availment – 103,692,268 shares. Exercise price was P1.00 per share for Tranche 1, and P1.68 per share for Tranche 2. Except for Mr. Felipe U. Yap, no other incumbent director or executive officer of the Company was granted any ESOWN Plan shares.

There were no stock grants after 31 December 2018.

Item 7. Independent Public Accountants

Pursuant to the General Requirements of SRC Rule 68 (3)(b)(iv)(x) (Qualification and Reports of Independent Auditors), SyCip Gorres Velayo & Co. (SGV) was appointed by the stockholders of the Company as its external auditor for this 2022 audit period. Mr. Carlo Paolo V. Manalang is the Partner-in-Charge assigned to handle the Company's audit for 2022. This is his fifth year as Partner-in-Charge of the audit. There has been no resignation, dismissal or change in the external auditor of the Company for the past three (3) fiscal years.

There were no disagreements with external auditor on matters relating to accounting principles or practices or financial disclosures for the same period.

The representatives of SGV are expected to be present during the annual stockholders' meeting of the Company. They are not expected to make a statement but may do so if they so desire. They are ready to answer questions, if any, on the 2022 audited financial statements of the Company.

Upon the recommendation of the Audit Committee (composed of Mr. Rex Ma. A. Mendoza, Chairman, Mr. Renato O. Marzan and Ms. Cassandra Lianne S. Yap, members), the Board will present for approval the appointment of PwC Isla Lipana & Co. (Isla Lipana) as external auditor for the ensuing year, and its remuneration, at the annual stockholders' meeting. The change in external auditor is pursuant to the Independent Auditor Tenure policy adopted by the parent company, ALI, to align with the 2014 European Union Audit Regulation standard on mandatory audit firm rotation. The policy prescribes that an Independent Auditor shall be replaced after a maximum duration of 10 years,

extendable to a maximum of 24 years, subject to meeting certain conditions. SGV has been the independent auditor for more than 24 years.

Isla Lipana, founded in 1922, is considered the oldest and one of the largest auditing firms in the Philippines. It is a member firm of PriceWaterhouse Coopers (PwC). It offers audit and assurance, tax and consulting services. Its office address is at 29th floor Philamlife Tower, 8767 Paseo de Roxas, Makati City.

(a) **Audit and Audit-Related Fees**

The Company paid the following audit and non-audit service fees, including Value Added Tax, in the past two (2) years:

Year	Audit and Audit Related Fees	Other Non-Audit Fees
2022	Php2,384,697.28	Php50,400.00*
2021	Php2,270,000.00	Php170,240.00**

* SGV fees for validation of votes during the 2022 annual stockholders' meeting

** includes SGV fees for the review of the BOI reports of Unity Realty and Development Corporation and Leguna Technopark, Inc. (2019-2021) and validation of votes during the 2021 annual stockholders' meeting

(b) **Tax Fees**

There was no tax advisory service rendered by the auditor or any other entity to the Company in 2022.

(c) **Approval Policies and Procedures**

The Audit Committee approves the audit services rendered by the Independent Auditor to ensure that these do not impair the Independent Auditor's independence. The approval of the audit-related and non-audit services of the Independent Auditor is delegated to Management. The amount of both audit and non-audit work of Independent Auditors shall be disclosed in the annual report and Annual Corporate Governance Report. The Audit Committee is guided by the Company's Policy on Audit, Audit-Related and Non-Audit Services Awarded to Independent Auditors.

Item 8. Compensation Plans

There are no matters or actions to be taken up in the meeting with respect to any compensation plan pursuant to which cash or non-cash compensation may be paid or distributed.

C. ISSUANCE AND EXCHANGE OF SECURITIES

Item 9. Authorization or Issuance of Securities Other than for Exchange

There are no matters or actions to be taken up with respect to the authorization or issuance of securities.

Item 10. Modification or Exchange of Securities

There are no matters or actions to be taken up for the modification of the Company's securities or the issuance or authorization for issuance of one class of the Company's securities in exchange for outstanding securities of another class.

Item 11. Financial and Other Information

The audited financial statements as of 31 December 2022, Management's Discussion and Analysis, Market Price of Shares and Dividends and other data related to the Company's financial information are attached hereto as Annex "D". The Schedules required under Part IV(c) of Rule 68 are also attached to Annex "D" and will be included in the Annual Report (SEC Form 17-A).

Item 12. Mergers, Consolidations, Acquisitions and Similar Matters

There are no matters or actions to be taken up in the annual stockholders' meeting with respect to merger, consolidation, acquisition by sale, or liquidation of the Company.

Item 13. Acquisition or Disposition of Property

There are no matters or actions to be taken up in the annual stockholders' meeting with respect to acquisition or disposition of any property by the Company requiring stockholders' approval under the Revised Corporation Code.

Item 14. Restatement of Accounts

There was no restatement of account for CY 2022.

D. OTHER MATTERS

Item 15. Action with Respect to Reports

- (a) Approval of the minutes of Annual Stockholders' Meeting (ASM) held on 21 April 2022 covering the following matters:
- i. Approval of minutes of the 2021 annual stockholders' meeting
 - ii. Annual Report for calendar year 2021 (including consolidated audited financial statements (FS) for the calendar year ended 31 December 2021)
 - iii. Ratification of all acts and resolutions of the Board of Directors and Management beginning 21 April 2021 until 21 April 2022
 - iv. Approval of the Amendment of the Articles of Incorporation, specifically the Seventh Article, to increase the authorized capital stock of the Corporation of up to Php10 Billion through: (1) the creation of up to Php5 Billion non-voting preferred shares with par value of Php1.00 per share, and (2) the increase of Php5 Billion common shares, with par value of Php1.00 per share, and delegation the Board of Directors of the final terms of the issuance of the shares and the features of the preferred shares, the implementation of the proposed increase in authorized capital stock and the creation of the preferred shares
 - v. Election of directors (including the Independent Directors)
 - vi. Appointment of SGV as external auditor and fixing of its remuneration
 - vii. Other Matters (stockholders' queries)

Copy of the 2022 ASM minutes (**Annex E**) was posted on the Company's website within five (5) business days from ASM date and may be accessed at <https://www.ayalalandlogistics.com/wp-content/uploads/2022/04/ALLHC-Minutes-ASM-21Apr22.pdf>

The ASM minutes contain the following information:

1. A description of the voting and vote tabulation procedures used in the meeting;
 2. The percentage of the voting shares of stockholders who attended and participated in the meeting;
 3. The matters discussed and resolutions reached;
 4. A record of the voting results for each agenda item;
 5. A list of the directors for election and the votes received by each; and
 6. A description of the opportunity given to stockholders or members to ask questions and a record of the questions asked and answers given;
- (b) Approval of the annual report of Management for the year ended 31 December 2022, including the Company's 2022 audited consolidated financial statements and supplementary schedules.
- (c) The Board and the committees conduct performance assessment every year through self-assessment questionnaires to monitor performance and improve performance of the Board and the committees. The Board questionnaire covers topics such as composition, roles and functions, board strategy and risk management, while the committee surveys cover topics on fulfillment of committee's responsibilities, quality of relationship with management, effectiveness of board processes and meetings, and performance of individual board member. The results of the surveys are collated by the Office of Compliance Officer and reported to the Board and respective committees.

For CY 2022, the Board approved the engagement of Aon Solutions Singapore Pte. Ltd. in compliance with the requirement that the board assessment be facilitated by an external facilitator every three years. The last Board assessment by an external facilitator was for 2019. The assessment was through an online survey and questions cover topics on board composition, roles and functions, board strategy, shareholders' representation, Environment, Social and Governance (ESG), directors' development and risk management. The results of the board assessment are to be presented to the Board. The 2022 self-assessment questionnaire for the committees

were sent by email to the members of the committees. The assessment results will be presented at the next meeting of the respective committees.

Item 16. Matters Not Required to be Submitted

There are no matters or actions to be taken up in the meeting that will not require the vote of the stockholders as of record date.

Item 17. Amendment of Charter, By-laws or Other Documents

There are no amendments to the Company's Articles of Incorporation or By-Laws to be submitted for approval of the stockholders.

In February 2022, the Board of Directors ratified and approved the amendment to the provision of the Manual on Corporate Governance on the rotation of external auditor or key engagement partners. In April 2022, the Board also approved the updates on the policy on non-audit services and insider trading policy.

Item 18. Other Proposed Actions

- (a) Ratification of all acts and resolutions of the Board of Directors and Officers since the annual stockholders' meeting on 21 April 2022 until 19 April 2023, which include, among others:
 - i. Updating the list of attorneys-in-fact for various transactions
 - ii. Updating of list of bank counterparty risk limits and bank signatories
 - iii. Acquisition of real properties and cold storage facility and approval of contracts
 - iv. Renewal of short-term credit facilities
 - v. Planning and construction of warehouses and build-to-suit facility
 - vi. Change in stock transfer agents
 - vii. Engagement in data center business and funding
 - viii. Matters covered by disclosures to the SEC and PSE.
- (b) Election of the members of the Board including the independent directors for the ensuing year; and
- (c) Appointment of the external auditor and fixing of its remuneration.

Item 19. Voting Procedures

- (a) Vote required

The affirmative vote of stockholders representing at least a majority of the issued and outstanding capital stock entitled to vote and represented at the annual stockholders' meeting is required for approval of the matters presented to the stockholders for decision. The election of directors is by plurality of votes.

- (b) Method by which votes will be counted: Straight and cumulative

In all items for approval, each stockholder as of the Record Date may vote the number of shares of stock standing in his/her name on the books of the Company. Each share represents one vote. As explained in Item 20 below, stockholders will only be allowed to vote by appointing the Chairman of the meeting as their proxy or electronically in absentia.

In the case of the election of directors, each stockholder may vote such number of shares for as many persons as there are directors to be elected, or he/she may cumulate the aforesaid shares and give one nominee as many votes as the number of directors to be elected multiplied by the number of his shares, or he/she may distribute them on the same principle among as many nominees as he/she may see fit; provided that, the whole number of votes cast by him/her shall not exceed the number of shares owned by him/her multiplied by the total number of directors to be elected.

Proxies shall be in writing, signed and filed, by the stockholders, in the form provided in this Information Statement, and shall be received by the Corporate Secretary at 4F, Tower One and Exchange Plaza, Ayala Triangle, Ayala Avenue, Makati City or by email on or before 5 April 2023.

A stockholder may vote electronically *in absentia* using the online web address, <http://ayalagroupshareholders.com/>, subject to validation procedures. A stockholder voting electronically *in absentia* shall be deemed present for purposes of quorum.

All votes shall be counted and tabulated by the Company's Committee of Inspectors of Proxies and Ballots (composed of Atty. June Vee D. Monteclaro-Navarro, Chairman, Ms. Francis M. Montojo and Ms. Michelle Marie T. Valbuena as members) and the results will be validated by an independent third party.

Item 20. Participation of Shareholders by Remote Communication

On February 3, 2023, the Chairman, pursuant to the authority delegated by the Board of Directors during its meeting on December 6, 2022, approved the holding of the stockholders' meeting in a fully virtual format. Stockholders may only attend the meeting by remote communication, as set forth below, and by voting *in absentia*, as provided in Item 4(c) and Item 19 above, or voting through the Chairman of the meeting as proxy. For the avoidance of doubt, stockholders shall not be allowed to physically attend the meeting and may only participate through the means identified above.

The live webcast of the meeting shall be accessible through the following online web address: <http://www.ayalagroupshareholders.com/> to stockholders who registered in the Voting in Absentia Shareholder (VIASH) System. A meeting livestreaming access button will be available on the Stockholders' dashboard in the VIASH System on the date of the Meeting as indicated in the Company's Notice of Meeting. To enable the Company to perform validation procedures, identify the shareholders participating by remote communication and record their presence for purposes of quorum, the shareholders shall inform the Company by email on or before 5 April 2023, of their participation in the meeting by remote communication. Stockholders may email questions or comments prior to or during the meeting. All email communications must be sent to corporate.secretary@ayalalandlogistics.com within the prescribed period. The detailed instructions for participation through remote communication are attached as Annex "A".

Item 21. Acceptance of Stockholder Proposals on Agenda Item

Stockholders of record as of 6 March 2023 owning at least 5% of the total outstanding capital stock of the Company may submit proposals on items for inclusion in the agenda on or before 12 April 2023.

SIGNATURE

After reasonable inquiry and to the best of my knowledge and belief, I certify that the information set forth in this report is true, complete and correct. This report is signed in the City of Makati on 22 March 2023.

AYALALAND LOGISTICS HOLDINGS CORP.

By:


JUNE VEE D. MONTECLARO-NAVARRO
Corporate Secretary

ANNEX “A”

2023 ANNUAL STOCKHOLDERS' MEETING OF AYALALAND LOGISTICS HOLDINGS CORP. (THE “MEETING”)

REQUIREMENTS AND PROCEDURE FOR ELECTRONIC VOTING *IN ABSENTIA* AND PARTICIPATION BY REMOTE COMMUNICATION

Electronic voting *in absentia* and participation by remote communication shall be allowed only through complete registration and successful validation in the Voting *in Absentia* & Shareholder (VIASH) System.

I. ELECTRONIC VOTING IN ABSENTIA

1. Stockholders as of record date of **6 March 2023** (“Stockholders”) have the option of electronic voting *in absentia* on the matters in the Agenda, after complete registration and successful validation in the VIASH System. Stockholders with e-mail addresses on record shall be sent an e-mail with a link to the VIASH System. To register in the VIASH System, Stockholders shall simply follow the instructions sent in the e-mail.
2. Stockholders who have registered in the VIASH System for the 2022 annual stockholders meeting may continue using their credentials (username and password) to log-in and need not resubmit recent photo and copy of valid government-issued ID. All other requirements provided in Item 5 below are still applicable.
3. Otherwise, Stockholders may access the link <http://www.ayalagroupshareholders.com/> to create an account and register in the VIASH System. Stockholders should complete the online registration form and submit for validation together with the requirements provided in Item 5 below.
4. All registered accounts shall be subject to the validation process set forth in Item 5 below. The deadline for registration to vote *in absentia* is **5 April 2023** (“Registration Deadline”). The VIASH System will be open for registration on 24 March 2023.
5. The following are needed for registration:
 - 5.1 For individual Stockholders –
 - 5.1.1 A recent photo of the Stockholder, with the face fully visible (in JPG or PNG format). The file size should be no larger than 5MB;
 - 5.1.2 A scanned-copy of the Stockholder’s valid government-issued ID showing photo and personal details, preferably with residential address (in JPG or PDF format). The file size should be no larger than 5MB;
 - 5.1.3 A valid and active e-mail address;
 - 5.1.4 A valid and active contact number;
 - 5.2 For Stockholders with joint accounts –

A scanned copy of an authorization letter signed by all Stockholders, identifying who among them is authorized to cast the vote for the account (in JPG or PDF format). The file size should be no larger than 5MB;
 - 5.3 For Stockholders under Broker accounts –
 - 5.3.1 A broker’s certification on the Stockholder’s number of shareholdings (in JPG or PDF format). The file size should be no larger than 5MB;
 - 5.3.2 A recent photo of the stockholder, with the face fully visible (in JPG or PNG format). The file size should be no larger than 5MB;
 - 5.3.3 A scanned copy of the Stockholder’s valid government-issued ID showing photo and personal details, preferably with residential address (in JPG or PDF format). The file size should be no larger than 5MB;
 - 5.3.4 A valid and active e-mail address;

5.3.5 A valid and active contact number;

5.4 For corporate Stockholders –

5.4.1 A secretary's certificate attesting to the authority of the representative to vote for, and on behalf of the Corporation (in JPG or PDF format). The file size should be no larger than 5MB;

5.4.2 A recent photo of the Stockholder's representative, with the face fully visible (in JPG or PNG format). The file size should be no larger than 5MB;

5.4.3 A scanned copy of the valid government-issued ID of the Stockholder's representative showing photo and personal details, preferably with residential address (in JPG or PDF format). The file-size should be no larger than 5MB;

5.4.4 A valid and active e-mail address of the Stockholder's representative;

5.4.5 A valid and active contact number of the Stockholder's representative.

Important Notes:

- Stockholders who as of record date are also stockholders of the other publicly-listed corporations in the Ayala group only need to register one account in the VIASH System and may "Add another company" in their respective profiles, as applicable. The digital absentee ballot for each corporation shall be separately accessed from the Stockholder's Dashboard in the VIASH System and votes shall be cast per corporation.
 - Incomplete or inconsistent information may result in an unsuccessful registration. As a result, Stockholders will not be allowed access to vote electronically *in absentia*, but may still vote through the Chairman of the Meeting as proxy, by submitting a duly accomplished proxy form, on or before 5 April 2023.
6. The validation process in the VIASH System will be completed by the Corporation no later than three (3) business days from the date of the Stockholder's complete registration. The Stockholder's dashboard in the VIASH System will indicate the status of registration.

Once validated, the Stockholder will receive an e-mail confirmation on their successful registration. Registered Stockholders have until the end of the Meeting to cast their votes *in absentia*.

7. All agenda items indicated in the Notice of the Meeting will be set out in the digital absentee ballot in the VIASH System and the registered Stockholder may vote as follows:
- 7.1 For items other than the Election of Directors, the registered Stockholder has the option to vote: For, Against, or Abstain. The vote is considered cast for all the registered Stockholder's shares.
- 7.2 For the Election of Directors, the registered Stockholder may either: (1) vote for all nominees, (2) not vote for any of the nominees, or (3) vote for some nominees only, in such number of shares as preferred by the Stockholder, provided that the total number of votes cast shall not exceed the number of shares owned, multiplied by the number of directors to be elected.

Once voting on the agenda items is finished, the registered Stockholder can proceed to submit the accomplished ballot by clicking the 'Submit' button.

The VIASH System will prompt the Stockholder to confirm the submission of the ballot. The votes cast *in absentia* will have equal effect as votes cast by proxy.

After the ballot has been submitted, Stockholders may no longer change their votes except by submitting a duly accomplished proxy form within the set deadline.

8. The Committee of Inspectors of Proxies and Ballots will tabulate all votes cast *in absentia* together with the votes cast by proxy, and a firm selected for this purpose will validate the results.

II. PARTICIPATION BY REMOTE COMMUNICATION

1. Stockholders as of **6 March 2023** ("Stockholders") are required to register in the VIASH System to participate by remote communication in the Meeting on 19 April 2023. A Meeting livestreaming access button will be available in the Stockholder's dashboard in the VIASH System on the Meeting date as indicated in the Company's Notice of the Meeting.

2. The procedure and requirements for registration in the VIASH System are found in the Electronic Voting *in Absentia* section in this Annex. The deadline for registration to participate by remote communication is on **5 April 2023**.
3. In addition to registration in the VIASH System, Stockholders are requested to notify the Company by e-mail to corporate.secretary@ayalalandlogistics.com on or before **5 April 2023** of their intention to participate in the Meeting by remote communication.
4. Only the Stockholders who have notified the Company of their intention to participate in the Meeting by remote communication, together with the Stockholders who voted *in absentia* and by proxy, will be included in the determination of quorum at the Meeting.
5. Stockholders participating by remote communication may vote anytime until the end of the Meeting using the digital ballot in the VIASH System.
6. Stockholders may send their questions and/or remarks prior to or during the Meeting by e-mail to corporate.secretary@ayalalandlogistics.com.
7. A link to the recorded webcast of the Meeting will be posted on the Company's website after the Meeting. Stockholders shall have two weeks from posting to raise to the Company any issues, clarifications and concerns on the Meeting conducted by e-mail to corporate.secretary@ayalalandlogistics.com.

For any clarifications, please contact our Office of the Corporate Secretary through corporate.secretary@ayalalandlogistics.com.

ANNEX "B"

DIRECTORS AND KEY OFFICERS (as of December 31, 2022)

The write-ups below include positions held as of December 31, 2022 and in the past five (5) years, and personal data as of December 31, 2022 of directors and executive officers.

Board of Directors:

Bernard Vincent O. Dy
Felipe U. Yap
Jose Emmanuel H. Jalandoni
Maria Rowena M. Tomeldan
Jaime Alfonso E. Zobel de Ayala
Nathanael C. Go
Rex Ma. A. Mendoza
Renato O. Marzan
Cassandra Lianne S. Yap

Bernard Vincent O. Dy, Filipino, 59, has been the Chairman of the Board of the Company since April 21, 2022. He is a Director since February 24, 2016. He served as the Chairman from February 24, 2016 to April 12, 2018. He is the President and CEO of Ayala Land, Inc. (ALI), a publicly-listed company, and a member of the Ayala Group Management Committee since April 2014. He is also a Director of other publicly-listed companies, AREIT, Inc. and MCT Bhd of Malaysia. Concurrently, he is the Chairman of Alveo Land Corporation, Alviera Country Club, Inc., Altaraza Development Corporation, Amaia Land Corporation, Amicassa Process Solutions, Inc., Avencosouth Corp., Aviana Development Corp., Ayagold Retailers, Inc., Ayala Property Management Corporation, Ayalaland-Tagle Properties, Inc., Bellavita Land Corporation, BGNorth Properties, Inc., BGSouth Properties, Inc., BGWest Properties, Inc., Cagayan De Oro Gateway Corp., Makati Development Corporation, Nuevocentro, Inc., Portico Land Corporation, Station Square East Commercial Corporation, and Vesta Property Holdings, Inc.; Vice Chairman of Aurora Properties Incorporated, Ayalaland Premier, Inc., Ceci Realty Inc., and Ayala Greenfield Development Corporation, and Director of Accendo Commercial Corp., AKL Properties, Inc., ALI Eton Property Development Corporation, Avida Land Corp., AyalaLand Medical Facilities Leasing, Inc., Philippine Integrated Energy Solutions, Inc., Serendra, Inc., and Whiteknight Holdings, Inc.. He is also the President and CEO of Berkshires Holdings, Inc., Bonifacio Land Corporation, Columbus Holdings, Inc., Emerging City Holdings, Inc., and Fort Bonifacio Development Corporation; President of Alabang Commercial Corporation, Bonifacio Art Foundation, Inc., and Hero Foundation Inc.; member of the Board of Trustees of Ayala Foundation, Inc. and Ayala Group Club, Inc., advisor of Alveo-Federal Land Communities, Inc.; and, Director of the Junior Golf Foundation of the Philippines since 2010 and Vice Chairman since 2017. Mr. Dy earned a degree of BBA in Accountancy from the University of Notre Dame in 1985, an MBA in 1997, and Masters in International Relations in 1989 from the University of Chicago.

Felipe U. Yap, Filipino, 85, has been Vice Chairman of the Company from February 24, 2016. He was Chairman of the Board of Directors of the Company from 2000 to February 2016 and Vice Chairman from 1993 to 2000. His other significant positions include: Chairman of the Board and Chief Executive Officer of publicly-listed companies Lepanto Consolidated Mining Company, and Manila Mining Corporation, of Far Southeast Gold Resources, Inc., Lepanto Investment and Development Corporation, Diamant Manufacturing and Trading Corporation, Diamond Drilling Corporation of the Philippines, and Shipside, Inc.; Chairman of the Board of publicly-listed company Zeus Holdings, Inc., Kalayaan Copper-Gold Resources, Inc., and Yapster e-Conglomerate, Inc.; Director of Manila Peninsula Hotel, Inc., Philippine Associated Smelting & Refining Corp. (PASAR). He graduated with a degree in B.A. Philosophy from the University of San Carlos in Cebu. He has extensive experience in the mining industry. He served as Chairman of the PSE Board of Governors from 2000 to 2002.

Jose Emmanuel H. Jalandoni, Filipino, 55, has served as the President of the Company since April 21, 2022. He served as the Chairman of the Board from April 12, 2018 to April 21, 2022, and as the Company President from February 24, 2016 to February 19, 2018. He is a Senior Vice President, a member of the Management Committee and the Group Head of commercial businesses including malls, offices, hotels and resorts of ALI. He is also the Chairman of the Board of AREIT, Inc. (a publicly-listed company). His other significant positions are: Chairman, President and Chief Executive Officer of Northgate Hotel Ventures, Inc. and Southcrest Hotel Ventures, Inc. He is Chairman of the Board of ALI Commercial Center, Inc., ALI Makati Hotel and Residences, Inc., ALI Makati Hotel Property, Inc., ALI Triangle Hotel Ventures, Inc., ARCA South Hotel Ventures, Inc., AsiaTown Hotel Ventures, Inc., AyalaLand Hotels and Resorts Corporation, AyalaLand Medical Facilities Leasing, Inc., AyalaLand Offices, Inc., Bacuit Bay Development Corporation, Bay Area Hotel Ventures, Inc., Bonifacio Hotel Ventures, Inc., Capitol Central Hotel Ventures, Inc., Cebu Insular Hotel Company, Inc., Central Bloc Hotel Ventures, Inc. Chirica Resorts Corporation, Circuit Makati Hotel Ventures, Inc., Direct Power Services, Inc., Ecoholdings Company Inc., Econorth Resort Ventures, Inc., Ecosouth Hotel Ventures, Inc., Enjay Hotels, Inc., Greenhaven Property Ventures, Inc., Integrated Eco-Resort, Inc., Lio Resort Ventures, Inc., Makati North Hotel Ventures, North Liberty Resort Ventures, Inc., North Triangle Hotel Ventures.,

Inc., One Makati Hotel Ventures, Inc., One Makati Residential Ventures, Inc., Pangulasian Island Resort Corporation, Paragua Eco-Resort Ventures, Inc., Regent Horizons Conservation Company, Inc., Sentera Hotel Ventures, Inc., Sicogon Island Tourism Estate Corporation, Sicogon Town Hotel, Inc., Estate Corporation, Ten Knots Development Corporation, Ten Knots Philippines, Inc., Whiteknight Holdings, Inc. and One Makati Residential Ventures, Inc. He is also Director of the following companies: ALI Capital Corporation, Anvaya Cove Golf and Sports Club, Inc., Ayagold Retailers, Inc., Ayala Hotels, Inc., Ayala Property Management Corporation, Cagayan de Oro Gateway Corporation, Columbus Holdings, Inc., Fort Bonifacio Development Corporation, Lio Tourism Estate Association, Makati Cornerstone Leasing Corporation, Makati Development Corporation, Philippine FamilyMart CVS, Inc., Philippine Integrated Energy Solutions, Inc., SIAL CVS, Inc., SIAL Specialty Retailing, Inc., AirSWIFT Transport, Inc., DirectPower Services, Inc., AyalaLand Medical Facilities, Inc., WhiteKnight Holdings, Inc., Station Square East Commercial Corporation. He joined ALI in 1996 and held various positions in the Company. He graduated with a degree of Bachelor of Science in Legal Management from Ateneo de Manila University. He earned his Master's Degree in Business Administration from Asian Institute of Management. He is a Chartered Financial Analyst.

Maria Rowena Victoria M. Tomeldan, Filipino, 61, is a Director of the Company, which develops and manages industrial parks, logistics facilities, and commercial centers since February 26, 2016. She served as President and Chief Executive Officer of the Company from February 19, 2018 to April 20, 2022. Among the Company's developments are Laguna Technopark, Cavite Technopark, Alvierra Industrial Park, Laguindingan Technopark, Pampanga Technopark, ALogis standard factory buildings, ALogis Artico cold storage facilities, Tutuban Center, and South Park Center. She is the Vice President and Head of the Real Estate Logistics and Special Investments of ALI. Her other significant positions include: Chairman of the Board of A-Flow Land I Corp., Ecozone Power Management, Inc. (EPMI), Laguna Technopark, Inc. (LTI), LCI Commercial Ventures, Inc., and Unity Realty & Development Corp.; Chairman and President of AMSI, Inc., ESTA Galleria, Inc., and FLT Prime Insurance Corporation; Director of A-Flow Properties I Corp. (2022), Orion Land, Inc., Orion Property Development, Inc., and Tutuban Properties, Inc. She is a Board Member of BF Jade Eservices Philippines, Inc. (Zalora PH) since 2017. She was formerly President of Ayala Land Malls, Inc. She served as a member of the International Council of Shopping Centers (ICSC), Asia Pacific Advisory Board from 2008 until 2020. She is a 2015 International Council of Shopping Centers (ICSC) Trustees Distinguished Service Awardee. She graduated as cum laude of Bachelor of Arts in Economics from the University of the Philippines in 1983 and earned her Masters in Business Administration from the same university in 1988. She finished the Executive Development Program at the Aresty Institute of Executive Education in Wharton University, Pennsylvania, USA in 2005.

Jaime Alfonso E. Zobel de Ayala, Filipino, 32, has been a Director of the Company since May 14, 2020. He is the Head of the Business Development, Innovation and Digital innovation Group of Ayala Corporation. He is a Director of Globe Telecom, Inc., Mynt (GCash), ACEN Corporation, BPI Capital Corporation, MCT Berhad (Malaysia) and Yoma Strategic Holdings (YSH) among others. He is the Chairman of Global Ideas Committee of the Makati Business Club and a member of the Investment Committee of the Kickstart Ventures Inc and 917Ventures. Previously, he was Head of Business Development (Prepaid Division) of Globe Telecom. During his stint in Globe, he led the development and marketing strategy of Globe Switch, the most successful digital app in company history. Before joining Ayala Group, he was an Analyst at Goldman Sachs Singapore under the Macro Sales Desk (Securities Division). He graduated at Harvard University, Cambridge, Massachusetts, USA, with Primary Concentration in Government in 2013 and his Masters of Business Administration from Columbia Business School in New York 2019.

Nathanael C. Go, Filipino, 47, has been a Director of the Company since January 13, 2017. He is also the President of Grenelle Central Corporation, Mighty and Strong (MAS) Food Corporation, United Harvest Corporation, and United Sustainment Solutions Corporation. Mr. Go graduated magna cum laude from Georgetown University with a BS degree in Foreign Service and completed his graduate studies in International Political Economy from the University of Warwick as a British Chevening scholar. Mr. Go worked in the Public Affairs practice of Burson Marsteller Beijing, and before that was a senior member of the Policy and Strategy Division of the National Security Council, Philippines.

Rex Ma. A. Mendoza, Filipino, 60, has been an Independent Director of the Company since February 26, 2016 and its Lead Independent Director since July 18, 2017. He is the Chairman of Rampver Financials, a dynamic player in financial services specializing in investments, and one of the biggest distributors of mutual funds in the Philippines. He currently serves as the lead independent director of Globe Telecom, Inc., a publicly listed company, and an independent director of the National Reinsurance Corporation of the Philippines and Ayala Land, Inc., (ALI) also publicly-listed companies. He is the chairman of the board of Singapore Life, the Soldivo Bond Fund, Inc. and the Soldivo Strategic Growth Fund, Inc. He is also the lead independent director of Anvaya Cove Beach and Nature Club, Inc. and G Exchange Inc. (GXl, or GCash). He is a director of FLT Prime Insurance Corp., Cullinan Group, Esquire Financing, Inc., Mobile Group, Inc., Seven Tall Trees Events Company, Inc., and TechnoMarine Philippines. He is a member of Bro. Bo Sanchez' Mastermind Group, and is cited by many as one of the best leadership, business strategy, investments, marketing and sales speakers in the country. He is the author of two books, Trailblazing Success and Firing On All Cylinders, both certified national bestsellers. He served as the President & CEO of Philam Life, one of the country's most trusted financial services conglomerates and was Chairman of its affiliates and subsidiaries. He was Senior Vice President and Chief Marketing and Sales Officer of ALI. He was also Chairman of Ayala Land International Sales, Inc., President of Ayala Land Sales, Inc., and Avida Sales Corporation. He has a Master's Degree in Business Management with distinction from the Asian Institute of Management. He was one of the 10 Outstanding Graduates of his batch at the University of the Philippines where he obtained a BSBA degree with a double major in marketing and finance.

He was awarded Most Distinguished Alumnus of the UP Cesar Virata School of Business. He is also a Fellow with Distinction at the Life Management Institute of Atlanta, Georgia, USA, a Registered Financial Planner (RFP) and a four-time member of the Million Dollar Round Table (MDRT). He was a professor of Marketing and Computational Finance at the De La Salle University Graduate School of Business. He taught strategic marketing, services marketing and services strategy. He has served as Chairman of the Marketing Department and was awarded as one of the University's most outstanding professors.

Renato O. Marzan, Filipino, 74, has been an Independent Director of the Company since January 13, 2017. He is currently the Chairman of the Board of Directors of UBS Securities Philippines, Inc. (USPI), a wholly-owned subsidiary of UBS AG. He has been an independent director of the USPI since May 2010. He is also a consultant and director in a number of private corporations. He was formerly connected with Ayala Corporation where he retired in December 31, 2008. At the time of his retirement, he was the General Counsel, Managing Director and the Group Head of the Corporate Governance and Legal Affairs Group of the corporation. In such capacity, he exercised direct supervision and oversight over the Legal Division, Office of the Corporate Secretary, the Compliance Unit and the Internal Audit of the corporation. He played an important role in the adoption and implementation of the principles and best practices of good corporate governance in the Ayala Group of Companies. During his career in Ayala, he also served as a director and corporate secretary of a number of companies within the Ayala Group. He graduated *magna cum laude* with a degree of Bachelor of Arts major in Philosophy in 1969, and cum laude with a degree of Bachelor of Laws in 1973, both from San Beda University. Prior to joining Ayala in 1978, he was in the active practice of law.

Cassandra Lianne S. Yap, Filipino, 33, has been an Independent Director of the Company since April 13, 2020. She is the Vice President and Corporate Secretary of Zamcore Realty & Development Corp. She is also the President, Chief Operating Officer and Chief Executive Officer of Ferenzo Holdings & Development Corp. and the Executive Vice President of FelCris Hotels & Resorts Corp. She graduated in 2011 with a degree in Psychology from Kwantlen Polytechnic University in British Columbia.

Nominees to the Board of Directors for election at the stockholders' meeting:

Except for Ms. Maria Rowena Victoria M. Tomeldan, all the incumbent directors of the Company are being nominated to the Board of Directors with the addition of Mr. Robert S. Lao.

Robert S. Lao, Filipino, 48, has been Senior Vice President of ALI and a member of the Management Committee of Ayala Land, Inc. since April 19, 2017. He is also the Group Head of ALI's Estates Group and Central Land Acquisition Unit. He is concurrently the President and director of Accendo Commercial Corp., ALI ETON Property Development Corporation, Altaraza Development Corporation, AKL Properties Inc., Amaia Southern Properties, Inc., Aurora Properties Incorporated, Aviana Development Corp., CECI Realty Inc., and Nuevocentro, Inc.; Chairman of the Board and President of Aduage Commercial Corporation and Bonifacio Global City Estate Association Inc.; Chairman of the Board of Alagang Ayala Land Foundation Inc., Altaraza Prime Realty Corporation, Amicassa Process Solutions, Inc., Amorsedia Development Corporation, Arca South Integrated Terminal, Inc., AyalaLand Estates, Inc., Buendia Landholdings, Inc., Crans Montana Property Holdings Corporation, Crimson Field Enterprises, Inc., HLC Development Corporation, Red Creek Properties, Incorporated, and Lagdigan Land Corporation; Vice Chairman and President of Vesta Property Holdings, Inc.; Director and Executive Vice President of Fort Bonifacio Development Corporation; and, Director of Alveo-Federal Land Communities Inc., Alveo Land Corp., Amaia Land Corp., Avida Land Corp., Ayala Greenfield Development Corporation, Ayala Land International Sales, Inc., AyalaLand Premier, Inc., Ayala Property Management Corporation, Bellavita Land Corp., Berkshires Holdings, Inc., Cagayan de Oro Gateway Corp., Columbus Holdings Inc., Emerging City Holdings, Inc., Portico Land Corp., Serendra, Inc., Solinea, Inc., and Soltea Commercial Corp. Prior to joining ALI, he served as a Senior Process Engineer of Fujitsu Computer Products Corporation of the Philippines and Lead Process Engineer of PT. Quantum Electronics in Indonesia. He studied at the University of Santo Tomas and graduated cum laude in Bachelor of Science in Industrial Engineering in 1995. He completed his Master's in Business Management degree in 2001 from the Asian Institute of Management and attended the International Student Exchange Program from University of Cologne in Germany.

Officers:

Augusto D. Bengzon, Filipino, 59, is the Treasurer of AyalaLand Logistics Holdings Corp. since May 14, 2020. He was a Director of the Company from July 2017 to May 2020. He joined ALI in December 2004 and currently serves as its Senior Vice President, Chief Finance Officer & Treasurer. He is a Director of AREIT, Inc., another publicly-listed company under the Ayala Group. His other significant positions include: Chairman of Aprisa Business Process Solutions Inc., Anvaya Cove Golf and Sports Club, Inc. and Anvaya Cove Beach and Nature Club, Inc.; Director and Chief Finance Officer of Altaraza Development Corporation; Director and Treasurer of ALI Eton Property Development Corp., Aurora Properties Inc., AyalaLand-Tagle Properties, Inc., Ceci Realty Inc., Philippine Integrated Energy Solutions Inc. and Vesta Property Holdings Inc.; Director of AG Counselors Corporation, Alviera Country Club Inc., Amicassa Process Solutions, Inc., Makati Development Corp., Northgate Hotel Ventures, Inc., Station Square East Commercial Corp. and Southcrest Hotel Ventures, Inc.; Comptroller of Nuevocentro,

Inc.; Treasurer and Chief Finance Officer of Portico Land Corp.; Treasurer of Alabang Commercial Corporation, AKL Properties, Inc., Alveo Land Corp., Amaia Land Corp., Avida Land Corp., AyalaLand Premier Inc., Ayala Property Management Corporation, Bellavita Land Corp., BGNorth Properties, Inc., BGSouth Properties, Inc., BGWest Properties, Inc., Serendra Inc., The Suites at One Bonifacio High Street Condominium Corp. and Hero Foundation, Inc.; Assistant Treasurer of Ayala Greenfield Golf & Leisure Club, Inc. and Ayala Greenfield Development Corporation; Trustee of Philippine National Police Foundation, Inc.. He received his Bachelor of Science degree in Business Management from the Ateneo de Manila University and is a graduate of the Philippine Trust Institute. He was granted the Andres K. Roxas scholarship at the Asian Institute of Management where he received his Masters in Business Management degree.

Patrick John C. Avila, Filipino, 41, has served as the Company's Chief Operating Officer since April 21, 2022. He is also the President and General Manager of Laguna Technopark, Inc., Unity Realty & Development Corporation, LCI Commercial Ventures, Inc. and Ecozone Power Management, Inc. His other significant positions include: Chairman and President of Orion Land Inc., Orion Property Development, Inc., and Tutuban Properties, Inc.; Director of Esta Galleria, Inc., Amsi Prime Concepts, Inc., FLT Prime Insurance Corporation and A-FLOW Properties I Corp.; and President of A-FLOW Land I Corp. (2022). He joined Ayala Land, Inc. in August 2001 under Alabang Town Center. In 2009, he was assigned to the Operations Group of Glorietta, and in 2013, to Laguna Technopark Inc. In 2018, he became the head of industrial parks and real estate logistics of ALLHC. He graduated cum laude from the University of the Philippines Manila with a degree in Bachelor of Arts in Social Science, major in Behavioral Studies in 2001. He finished his Master's degree in Public Management from the Ateneo School of Government in 2004. He also completed the Ayala Leadership Acceleration Program facilitated by Harvard Business Publishing in 2015.

Francis M. Montojo, Filipino, 40, has served as the Chief Finance Officer and Compliance Officer of the Company since December 15, 2018 and its Chief Risk Officer effective November 11, 2020. She served as the Treasurer of the Company from 1 January 2019 to 14 May 2020. Her other significant positions include: Director, Treasurer and Chief Finance Officer of AMSI, Inc., Esta Galleria, Inc., Orion Land, Inc. and Tutuban Properties, Inc.; Director, Treasurer and Compliance Officer for AMLA of FLT Prime Insurance Corporation and Orion Property Development, Inc.; and, Director and Treasurer of LCI Commercial Ventures, Inc., Laguna Technopark, Inc., Ecozone Power Management, Inc., Unity Realty & Development Corporation, A-Flow Land I Corp. and A-Flow Properties I Corp. (2022). She joined Ayala Land, Inc. in July 2012 under the Strategic Landbank Management Group which is involved in Ayala's township developments as Controls and Analysis Head and Chief Accountant. In May 2015, she was assigned to Ayala's Healthcare business and served as the Chief Finance Officer of Mercado General Hospital, Inc. and the Treasurer of QualiMed Physician Associates, Inc. from May 2016 to December 2018. She graduated with a degree in Bachelor of Science in Accountancy from St. Paul University Manila in 2003 and has eight years of public practice from 2004 to 2012 with PricewaterhouseCoopers Manila, focused on consumer, industrial products and services. She is a Certified Public Accountant.

June Vee D. Monteclaro-Navarro, Filipino, 51, has served as the Corporate Secretary of the Company since February 24, 2016. She is also Vice President, Chief Compliance Officer, Chief Legal Counsel and Assistant Corporate Secretary of Ayala Land, Inc. Concurrently, she is the Assistant Corporate Secretary of AREIT, Inc. She is also the Corporate Secretary of Alveo Land Corp., Avida Land Corp., AKL Properties, Inc. and ALI Eton Property Development Corporation. She served as Director (management position) and Corporate Secretary of Ayala Group Legal from 2012 to 2020. She was Legal Officer at Ayala Land, Inc. from 2007 to 2012 and a Senior Associate at SyCip Salazar Hernandez & Gatmaitan prior to that. She graduated from the University of St. La Salle in Bacolod with a Bachelor of Arts Major in Economics and a Bachelor of Science in Commerce Major in Data Processing in 1993. She earned a Bachelor of Laws degree from the University of the Philippines in 1997. She finished the Program on Negotiation at Harvard Law School in 2012 and the Leadership in Corporate Counsel Executive Education at Harvard Law School in 2016.

Nimfa Ambrosia L. Perez-Paras, Filipino, 57, has served as the Assistant Corporate Secretary of the Company since February 24, 2016. She is an Assistant Vice President of Amicassa Process Solutions, Inc. and head of the Compliance and Corporate Services Group. She was the Assistant Corporate Secretary of Integrated Micro-Electronics, Inc. from April 2014 to April 2015, Ayala Land, Inc. from April 2014 to April 2021 and Cebu Holdings, Inc. from April 2014 until December 2021. Prior to joining Ayala Group Legal in February 2014, she was a State Counsel at the Department of Justice. She also worked at the Regional Trial Courts of Makati and Quezon City. In the private sector, she worked as Legal Counsel for Coca-Cola Bottlers Philippines, Inc., RFM Corporation, and Roasters Philippines, Inc. She graduated with a Bachelor of Laws degree from Manuel L. Quezon School of Law in 1990. She finished the Program on Negotiation and Leadership at Harvard Law School in 2018.

Annabeth R. Bernardo, Filipino, 40, has been the Chief Audit Executive of the Company since February 23, 2021. She is also the Chief Audit Executive of ALI. She served as the Head of Control & Analysis handling management reports and financial analyses of Makati Development Corporation (MDC), a wholly-owned subsidiary of ALI. She also served as its Head of Internal Audit and as Chief Finance Officer of one of MDC's Construction Divisions. She was the Internal Audit Manager of ALI prior to her secondment to MDC. She is a Certified Public Accountant (CPA), Certified Internal Auditor (CIA), Certification in Control Self-Assessment (CCSA) holder, and a member of the Institute of Internal Auditors Philippines (IIAP). She holds a Bachelor of

Science degree in Business Administration and Accountancy, cum laude, from the University of the Philippines and was awarded with the Certificate of Honor for being part of the Top 25 successful CIA examinees worldwide back in 2007.

Amelia Ann T. Alipao, Filipino, 60, has been the Data Protection Officer of the Company since September 12, 2019. She is currently Vice President and Chief Information Officer of ALI. She is also the Group Data Protection Officer for ALI Group of Companies and presently a member of the Data Privacy Council for Real Estate of the National Privacy Commission. She is a Director of APRISA Business Process Solutions, Inc. and HCX Technology Partners Inc. She is currently a member of the ALI Corporate Bidding Committee. She previously occupied this role in 2009-2011 and acted as Chairperson. Before joining ALI, she took on dual roles in SAP Philippines as Account Manager, handling government accounts, and project manager for SAP Implementation. She served as Assistant Vice President in Coca-Cola Bottlers Philippines, Inc., where she held various IT systems implementation projects. She started her IT career as an IT Instructor in I/Act of SyCip Gorres Velayo & Co. She holds a Bachelor of Arts in Biology and a Bachelor of Science in Business Management from De La Salle University.

CERTIFICATION OF INDEPENDENT DIRECTOR

I, **REX MA. A. MENDOZA**, Filipino, of legal age and a resident of No. 10, San Antonio Street, Magallanes Village, Makati City, after having been duly sworn to in accordance with law do hereby declare that:

1. I am a nominee for independent director of **AYALALAND LOGISTICS HOLDINGS CORP.**, (the "Corporation") for its Annual Stockholders' Meeting on April 19, 2023 and have been its Independent Director since February 26, 2016.
2. I am affiliated with the following companies or organizations:

COMPANY/ORGANIZATION	POSITION/RELATIONSHIP	PERIOD OF SERVICE
Rampver Financials, Inc.	Chairman, Board of Directors	2014 to Present
Singapore Life Philippines, Inc.	Chairman, Board of Directors	2019 to Present
Soldivo Bond Fund, Inc.	Chairman, Board of Directors	
Soldivo Strategic Growth Fund, Inc.	Chairman, Board of Directors	
Cullinan Group, Inc.	Member, Board of Directors	2008 to Present
Esquire Financing, Inc.	Member, Board of Directors	2013 to Present
FLT Prime Insurance Corp.	Member, Board of Directors	2016 to Present
G Exchange Inc.	Independent Director	
Mobile Group, Inc.	Member, Board of Directors	July 30, 2020 to Present
Seedbox Technologies, Inc.	Member, Board of Directors	2019 to Present
Seven Tall Trees Events Company, Inc.	Member, Board of Directors	2008 to Present
Technomarine Enterprises Philippines, Inc.	Member, Board of Directors	2001 to Present
Ayala Land, Inc.*	Independent Director	April 22, 2020 to Present
Anvaya Cove Beach and Nature Club, Inc.	Independent Director	December 10, 2020 to Present
Globe Telecom, Inc.*	Independent Director	2014 to Present
National Reinsurance Corporation of the Philippines *	Independent Director	2019 to Present

* *publicly listed company in the Philippine Stock Exchange*

I am not affiliated with any of Government-Owned and Controlled Corporation.

3. I possess all the qualifications and none of the disqualifications to serve as an Independent Director of the Corporation, as provided in Section 38 of the Securities Regulations Code, its Implementing Rules and Regulations and other SEC issuances.
4. I am related to the following director/officer/substantial shareholder of the Corporation and its subsidiaries and affiliates other than the relationship provided under Rule 38.2.3 of the Securities Regulation Code.

Name of Director/Officer/ Substantial Shareholder	Company	Nature of Relationship
N.A.		

- 5. To the best of my knowledge, I am not the subject of any pending criminal or administrative investigation or proceeding.
- 6. I shall faithfully and diligently comply with my duties and responsibilities as independent director under the Securities Regulation Code and its Implementing Rules and Regulations, Code of Corporate Governance and other SEC issuances.
- 7. I shall inform the Corporate Secretary of the Corporation of any changes in the abovementioned information within five days from its occurrence.

Done, this FEB 28 2023 at MAKATI CITY.


REX MA. A. MENDOZA
 Affiant

MAKATI CITY SUBSCRIBED AND SWORN to before me this FEB 28 2023 at MAKATI CITY, affiant personally appeared before me and exhibited to me his Passport No. P6999664A issued at DFA Manila, Philippines on May 2, 2018

Doc No. 307 ;
 Page No. 43 ;
 Book No. Xxxvii ;
 Series of 2023 .




MARIA PAULA G. ROMERO-BAUTISTA
 Notary Public - Makati City
 Appt. No. M-079 until December 31, 2023
 Roll of Attorneys No. 58335
 IBP No. 264594 - 01/03/2023 - Makati City
 PTR No. 9566341MM - 01/03/2023 - Makati City
 MCLE Compliance No. VII-0020268 - 06/02/2022
 4th Floor Tower One and Exchange Plaza
 Ayala Triangle, Ayala Avenue
 Makati City, Philippines

Original DST pursuant to Sec. 61 of the TRAIN Act (amending Sec. 188 of the NIRC) affixed on Notary Public's copy.

CERTIFICATION OF INDEPENDENT DIRECTOR

I, **RENATO O. MARZAN**, Filipino, of legal age and a resident of 35 Bonifacio St., Ayala Heights, Quezon City, after having been duly sworn to in accordance with law do hereby declare that:

1. I am a nominee for independent director of **AYALALAND LOGISTICS HOLDINGS CORP.**, (the "Corporation") for its Annual Stockholders' Meeting on April 19, 2023 and have been its Independent Director since April 13, 2018.
2. I am affiliated with the following companies or organizations:

COMPANY/ORGANIZATION	POSITION/RELATIONSHIP	PERIOD OF SERVICE
UBS Securities Philippines, Inc.	Chairman	May 2010 to Present
Private Holding companies:		
Capa Property Holdings, Inc.	Director/Corporate Secretary	2002 to Present
Estrellamar Holdings, Inc.	Director/Corporate Secretary	2012 to Present
Kalima Holdings, Inc.	Director/Corporate Secretary	2006 to Present
Kaseriya Holdings, Inc.	Director/Corporate Secretary	2011 to Present

I am not affiliated with any of Government-Owned and Controlled Corporation.

3. I possess all the qualifications and none of the disqualifications to serve as an Independent Director of the Corporation, as provided in Section 38 of the Securities Regulations Code, its Implementing Rules and Regulations and other SEC issuances.
4. I am related to the following director/officer/substantial shareholder of the Corporation and its subsidiaries and affiliates other than the relationship provided under Rule 38.2.3 of the Securities Regulation Code.

Name of Director/Officer/ Substantial Shareholder	Company	Nature of Relationship
N.A.		

5. To the best of my knowledge, I am not the subject of any pending criminal or administrative investigation or proceeding.
6. I shall faithfully and diligently comply with my duties and responsibilities as independent director under the Securities Regulation Code and its Implementing Rules and Regulations, Code of Corporate Governance and other SEC issuances.



7. I shall inform the Corporate Secretary of the Corporation of any changes in the abovementioned information within five days from its occurrence.

Done, this FEB 27 2023 at Makati City



RENATO O. MARZAN
Affiant

FEB 27 2023

SUBSCRIBED AND SWORN to before me this _____ at
Makati City, affiant personally appeared before me and exhibited to me his Passport No.
P3161193B issued at DFA NCR EAST, Philippines on September 12, 2019.

Doc No. 198 ;
Page No. 41 ;
Book No. XXXIII ;
Series of 2023 .




MARIA PAULA G. ROMERO-BAUTISTA
Notary Public - Makati City
Appt. No. 14-019 until December 31, 2023
Rol. of Attorneys No. 58335
IBP No. 264594 - 01/03/2023 - Makati City
PTR No. 9566341MM - 01/03/2023 - Makati City
MCLE Compliance No. VII-0020268 - 06/02/2022
4th Floor Tower One and Exchange Plaza
Ayala Triangle, Ayala Avenue
Makati City, Philippines

Notarized pursuant to Sec. 61
of the TRAIN Act (amending
Sec. 188 of the NIRC)
affixed on Notary Public's copy.

CERTIFICATION OF INDEPENDENT DIRECTOR

I, **CASSANDRA LIANNE S. YAP**, Filipino, of legal age and a resident of 1970 Kasoy Street, Dasmariñas Village, Makati City, after having been duly sworn to in accordance with law do hereby declare that:

- I am a nominee for independent director of **AYALALAND LOGISTICS HOLDINGS CORP.**, (the "Corporation") for its Annual Stockholders' Meeting on April 19, 2023 and have been its Independent Director since April 13, 2020.
- I am affiliated with the following companies or organizations:

COMPANY/ORGANIZATION	POSITION/RELATIONSHIP	PERIOD OF SERVICE
Zamcore and Realty Development Corp.	Vice President and Corporate Secretary	Since 2011
Ferenz Holdings & Development Corp.	President and Chief Operating Officer	Since 2011
FelCris Hotels & Resorts Corp.	Executive Vice President	Since 2011

I am not affiliated with any of Government-Owned and Controlled Corporation.

- I possess all the qualifications and none of the disqualifications to serve as an Independent Director of the Corporation, as provided in Section 38 of the Securities Regulations Code, its Implementing Rules and Regulations and other SEC issuances.
- I am related to the following director/officer/substantial shareholder of the Corporation and its subsidiaries and affiliates other than the relationship provided under Rule 38.2.3 of the Securities Regulation Code.

Name of Director/Officer/ Substantial Shareholder	Company	Nature of Relationship
Felipe U. Yap	AyalaLand Logistics Holdings Corp.	Uncle

- To the best of my knowledge, I am not the subject of any pending criminal or administrative investigation or proceeding.
- I shall faithfully and diligently comply with my duties and responsibilities as independent director under the Securities Regulation Code and its Implementing Rules and Regulations, Code of Corporate Governance and other SEC issuances.
- I shall inform the Corporate Secretary of the Corporation of any changes in the abovementioned information within five days from its occurrence.

MAKATI CITY


Done, this FEB 21 2023 at _____


CASSANDRA LIANNE S. YAP
Affiant

SUBSCRIBED AND SWORN to before me this FEB 21 2023 at _____, affiant personally appeared before me and exhibited to me her Passport No. P5580593A issued at DFA Manila, Philippines on January 11, 2018.

Doc No. 67 ;
Page No. 19 ;
Book No. XXS-VII ;
Series of 2013 .




MARIA PAULA G. ROMERO-BAUTISTA
Notary Public - Makati City
Appt. No. M-009 until December 31, 2023
Roll of Attorneys No. 58335
IBP No. 264594 - 01/03/2023 - Makati City
PTR No. 9566341MM - 01/03/2023 - Makati City
MCLE Compliance No. VII-0020268 - 06/02/2022
4th Floor Tower One and Exchange Plaza
Ayala Triangle, Ayala Avenue
Makati City, Philippines

Notarized DST pursuant to Sec. 61
of the TRAIN Act (amending
Sec. 188 of the NIRC)
affixed on Notary Public's copy.

ANNEX "C"

I. BUSINESS AND GENERAL INFORMATION

Item 1. Business

A. Business Development

AyalaLand Logistics Holdings Corp. (Company/Issuer), a 70.90%-owned subsidiary of ALI, is a developer and operator of industrial parks, ready-built facilities, cold storage facilities, and commercial centers. In 2022, the Company ventured into the establishment of data center facilities. The Company has the following operating subsidiaries:

- (i) Laguna Technopark, Inc.
- (ii) Unity Realty & Development Corporation
- (iii) LCI Commercial Ventures, Inc.
- (iv) Ecozone Power Management, Inc.
- (v) Orion Land Inc.
- (vi) Tutuban Properties, Inc.
- (vii) Orion Property Development, Inc.
- (viii) A-FLOW Land I Corp.

B. Business of Issuer

(i) Principal Products and Services

Laguna Technopark, Inc. (LTI)

- LTI is engaged in the business of real estate development. To date, LTI owns and operates industrial parks that cater to light and medium, non-polluting enterprises from both global and local markets namely, Laguna Technopark, Cavite Technopark, and Laguindingan Technopark. In 2022, LTI also acquired property in Padre Garcia, Batangas for the development of the future Batangas Technopark.

LTI is likewise into the construction and operation of standard factory buildings located in multiple sites in Laguna, Cavite, and Pampanga, spanning approximately 151,000 square meters (sqm.) of warehouse gross leasable area (GLA).

Unity Realty & Development Corporation (URDC)

- In July 2019, the Company acquired 100% of the shares of URDC, a real estate holding company. URDC owns Pampanga Technopark, which has a total gross land area of 270 hectares located in Mabalacat, Pampanga.

LCI Commercial Ventures, Inc. (LCVI)

- LCVI, a wholly-owned subsidiary of Orion Property Development, Inc. (OPDI), owns and operates warehouse facilities in a 14-hectare property in Calamba, Laguna. At full redevelopment, warehouse GLA in the property will reach 104,000 sqm.

Ecozone Power Management, Inc. (EPMI)

- EPMI, a wholly-owned subsidiary of LTI, was engaged in retail electricity supply (RES). EPMI gradually assigned its RES contracts to focus on the industrial real estate business. It now manages cold storage facilities, operating under the ALogis Artico brand, with a total of 10,300 pallet positions with sites located in Biñan, Laguna and Mandaue, Cebu. Moreover, EPMI is into the operations of standard factory buildings located in Santo Tomas, Batangas with warehouse GLA of 64,000 sqm.

Orion Land Inc. (OLI)

- OLI is engaged in the business of property development and leasing. It owns South Park Center, a commercial complex consisting of a 5-storey mall and a 6-storey corporate office building located in Alabang, Muntinlupa.

Tutuban Properties, Inc. (TPI)

- TPI, a wholly-owned subsidiary of OLI, holds the lease and development rights over a 20-hectare property in Divisoria. On the property sits the Tutuban Center, an integrated wholesale and retail complex, located in Tondo, Manila.

Orion Property Development, Inc. (OPDI)

- OPDI, a wholly-owned subsidiary of OLI, handles property development. Its present landholdings include properties in Batangas and San Vicente, Palawan.

A-FLOW Land I Corp.

- Incorporated in 2022, this is a 60%-owned company engaged in leasing. It currently owns a 5-hectare property in Mamplasan, Laguna.

Item 2. Legal Proceedings

- a. *FLT Prime Insurance Corporation vs. Solid Guaranty, Inc.*
Civil Case No. 14-381
(Makati RTC Branch 59)
CA G.R. CV No. 110458
SC G.R. No. 248094
For: Recovery of Sum of Money and Damages

Status: Supreme Court (SC) reversed and set aside the Decision of the Court of Appeals and remanded the case to the RTC for continuation of the trial. FPIC filed Motion for Reconsideration.

On 2 April 2014, a complaint for recovery of sum of money and damages was filed by FPIC against its reinsurer, Solid Guaranty, Inc. (SGI), in view of the latter's refusal to pay the amount of P10,721,938.50 representing SGI's 45% share in the final settlement amount paid by FPIC to its assured Top Forest Developers, Inc.

Defendant SGI filed its Answer with Counterclaim dated 21 May 2014, and a Motion to Set Case for Preliminary Hearing Based on Affirmative Defenses dated 21 May 2014 which motion was denied for utter lack of merit.

Subsequently, Defendant filed a Motion to Dismiss (MTD) which was denied by the court. The case was referred to Judicial Dispute Resolution (JDR) hearing. Since the parties failed to reach a settlement, the case proceeded and was re-raffled to Regional Trial Court (RTC) of Makati Branch 59.

Defendant filed a MTD while FPIC filed a Motion for Summary Judgment. On 26 July 2017, the court issued a Resolution which denied Defendant's MTD and granted FPIC's Motion, and judgment was rendered in favor of plaintiff FPIC and ordered defendant to pay the amount of P10,721,938.50 with interest for the delay at the rate of 13.71% per annum commencing on 7 January 2011 until fully paid, attorney's fees in the amount of P500,000.00, and costs of suit.

Defendant filed a Motion for Partial Reconsideration (MPR) (which was denied by the court. Defendant filed an appeal with the CA. The CA-Special Third Division issued a Resolution dated 3 July 2019 which denied the MR for lack of merit. Defendant-appellant filed a Petition for Review (PR) to the SC questioning the CA resolution.

On October 16, 2019, the First Division of the Supreme Court issued a Resolution, without giving due course to the PR, requiring the respondent FPIC to Comment thereon. FPIC filed its Comment to the defendant's PR.

The SC issued a Resolution dated November 11, 2021 which granted the PR and reversed the CA Resolution dated 3 July 2019 and the RTC Decision dated April 16, 2019. The SC ruled that summary judgment is not proper in this case where the reinsurer consistently disputed the data and records used for valuation of the assured's claim, and that the CA erred in sustaining the trial court's summary judgment that automatically applied the follow the fortunes clause despite allegations of excessive and inflated valuation of loss. The SC ordered that the case be remanded to the RTC for continuation of trial and proper disposition of the case.

FPIC filed a Motion for Reconsideration dated June 4, 2022 of the SC Resolution dated November 11, 2021, which is pending resolution with the SC to date.

ANNEX “D”

I. MANAGEMENT’S DISCUSSION AND ANALYSIS OR PLAN OF OPERATION

Review of 2022 Consolidated Results of Operations versus 2021

For the year ended 31 December 2022, AyalaLand Logistics Holdings Corp. (“ALLHC” or the “Group”) registered P4.21 billion in revenues while net income grew by 29% to P1.01 billion from P0.78 billion in 2021. The overall performance was driven by steady demand for industrial lots and improved performance of its leasing businesses.

Earnings per share for the year ended 31 December 2022 was P0.16 which was 29% higher than P0.12 last year.

Business Segments

The breakdown of the revenues are as follows:

Segment	Amount – P’ million			
	2022	2021	2022 vs. 2021	Change
Real estate sales	2,354.3	2,052.9	301.4	15%
Rental and storage services	1,579.1	1,177.5	401.7	34%
Sale of electricity	274.7	1,066.2	(791.5)	(74%)
Total	4,208.1	4,296.6	(88.4)	(2%)

Real estate sales. This segment pertains to sale of industrial lots. Industrial lot sales revenues stood at P2.35 billion, 15% higher compared to 2021’s post of P2.05 billion.

Rental and storage services. This segment covers operations of warehouse and commercial leasing.

Commercial leasing. The combined revenues of Tutuban Center and South Park Center amounted to P544.1 million which was 28% higher than P425.3 million revenues last year due to the normalized mall rentals, improved mobility, and steady office leasing revenues. Recoveries amounting to P266.0 million and P251.1 million were also recognized as part of revenues in 2022 and 2021, respectively. The Group ended with 94K square meters (sqm.) of gross leasable area (GLA).

Warehouse leasing. Revenues rose by 44% to P648.5 million in 2022 from P451.7 million with the contribution of additional gross leasable area and improved overall occupancy. Total warehouse GLA grew by 38% to 309k sqm from 224k in 2021.

Cold Storage. In 2021, the Group entered the cold storage market. Cold storage revenues in 2022 contributed P120.5 million which was 144% higher than the P49.4 million in 2021. The Group ended the year with a total pallet position count of 10,300.

Sale of electricity. This pertains to retail electricity supply (RES) service to industrial park locators and external commercial customers. Revenue from power was 74% down to P274.7 million due to gradual assignment of RES contracts to focus on real estate logistics business.

Expenses

Consolidated costs of real estate and services costs from rental and sale of electricity amounted to P2,643.7 million in 2022 compared to P3,151.7 million in 2021, or 16% lower, due to lower cost of purchased power service. Operating expenses of P174.1 million incurred in 2022 were 13% lower compared to P199.8 million in 2021.

Project and Capital Expenditures

The Group spent P3.68 billion in capital expenditures to support the completion of new projects and aggressive expansion, of which P947.3 million was spent for land development, P1,041.8 million for building improvements, and P1,691.3 million for land acquisition.

Financial Condition

Total Assets of the Group stood at P25.64 billion as of 31 December 2022, higher than P20.39 billion as of 31 December 2021 due to increase in installment receivables, land acquisitions and development, and investments in warehouse facilities.

Total liabilities increased to P12.42 billion compared to P8.42 billion last year due to additional borrowings and payables related to capital expenditures.

Total Equity registered at P13.22 billion was 10% higher than the equity of P11.97 billion last year mainly due to the impact of net income during the year and an increase in non-controlling interest.

Financing Through Loans

As of 31 December 2022, the Group had outstanding loans from financial institution amounting to P2.46 billion.

Prospects for the future

The Group is committed to build a national footprint through key presence all over the country. As part of its short-term plans, the Group targets to continuously grow its warehouse leasable area, expand its cold storage business, and diversify its products.

Key Variable and Other Qualitative and Quantitative Factors

Ratio	Formula	31-Dec-2022	31-Dec-2021
Current Ratio	$\frac{\text{Current Assets}}{\text{Current Liabilities}}$	1.33: 1 8,917,453 / 6,693,534	1.91: 1 6,944,971 / 3,636,640
Debt to Equity Ratio	$\frac{\text{Total Liabilities}}{\text{Equity}}$	0.94: 1 12,419,531 / 13,221,972	0.70: 1 8,417,691 / 11,967,645
Net Debt to Equity Ratio	$\frac{\text{Net Liabilities}}{\text{Equity}}$	0.75: 1 9,979,395 / 13,221,972	0.54: 1 6,457,949 / 11,967,645
Capital Adequacy Ratio	$\frac{\text{Equity}}{\text{Total Assets}}$	0.52 13,221,972 / 25,641,503	0.59 11,967,645 / 20,385,336
Book Value per Share	$\frac{\text{Equity}}{\text{Total \# of Shares}}$	2.10 13,221,972 / 6,301,592	1.90 11,967,645 / 6,301,592
Income per Share	$\frac{\text{Net Income}}{\text{Total \# of Shares}}$	0.16 1,006,881 / 6,252,148	0.12 779,966 / 6,252,148

Current ratio shows the Group's ability to meet its short-term financial obligation. As of 31 December 2022, the Group has P1.33 worth of current assets for every peso of current liabilities compared to P1.91 as of 31 December 2021. The Group has sufficient current assets to support its current liabilities as of the period.

Debt to Equity ratio indicates the extent of the Group's debt which is covered by shareholders' fund. It reflects the relative position of the equity holders. The higher the ratio, the greater the risk being assumed by the creditors. A lower ratio generally indicates greater long-term financial safety. Compared to 31 December 2021, debt-to-equity ratio was higher due to additional borrowings incurred to acquire and develop land and warehouse facilities.

Net Debt to Equity Ratio is a measure of the Group's financial leverage. It is calculated by dividing net liabilities over Equity. Net liabilities is the difference of Total Liabilities less deferred payables, lease liabilities and cash and cash equivalents.

Capital Adequacy Ratio is computed by dividing the Total Stockholders' Equity over Total Assets. It measures the financial strength of the Company. As of 31 December 2022, the Group's Capital Adequacy Ratio was slightly lower at 0.52 compared to same period last year's 0.59.

Book value per share measures the recoverable amount in the event of liquidation if assets are realized at book value. As of 31 December 2022, the Group's book value per share of P2.10 was slightly higher than as of 31 December 2021.

Income per share is calculated by dividing net income by the weighted average number of shares issued and outstanding. As of 31 December 2022, the Group reported a P0.16 income per share which was 29% higher than last year.

(i) **Any known trends, demands, commitments, events or uncertainties that will have a material impact on issuer's liability.**

There are no known trends or any known demands, commitments, events or uncertainties that will result in or that are reasonably likely to result in the Company and its subsidiaries' liquidity increasing or decreasing in any material way.

(ii) **Events that will trigger direct or contingent financial obligation that is material to the Group, including any default or acceleration of an obligation.**

There are no known events that will trigger direct or contingent financial obligation that is material to the Group, including any default or acceleration of an obligation.

(iii) **Material off-balance sheet transactions, arrangements, obligations (including contingent obligations), and other relationships with unconsolidated entities or other persons created during the reporting period.**

There are no known off-balance sheet transactions, arrangements, obligations (including contingent obligations), during the period.

(iv) **Any material commitments for capital expenditures, the general purpose of such commitments, and the expected sources of funds for such expenditures.**

For 2022, the Group's budgeted total capital expenditures was P4.20 billion for projects, and it spent P3.68 billion as of 31 December 2022 for land acquisition and development, investment in buildings and improvements. This was financed through internally generated funds, bank loan and advances.

(v) **Any known trends, events or uncertainties that have had or that are reasonably expected to have a material favorable impact on net sales or revenues or income from continuing operations should be described.**

The Group did not have any known trends, events or uncertainties that have had or that are reasonably expected to have a material favorable impact on net sales or revenues or income from continuing operations.

(vi) **Any significant elements of income or loss that did not arise from the registrant's continuing operations.**

The Group did not recognize income or loss during the period that did not arise from continuing operations.

(vii) **Causes of Any Material Changes from Period to Period of FS which shall include vertical and horizontal analyses of any material item (5%).**

- a. Cash and cash equivalents stood at P450.6 million, 455% higher than the P81.2 million as of 31 December 2021. Net increase in the account was mainly driven by the Group's new subsidiary.
- b. Receivables - current increased by 57% to P1,810.9 million driven by installment receivables from lot sales.
- c. Real estate held for sale and development increased by 29% to P4,384.1 million mainly due to land acquisitions and expansion.
- d. Amounts owed by related parties posted at P509.8 million or 59% decrease from P1,244.9 million due to principal and interest collections from intercompany loans granted to affiliates.
- e. Other current assets increased by 66% to P1,757.4 million due to increase in the advances to suppliers and contractors.
- f. Receivables - net of current portion increased to P2,193.0 million or 94% higher due to installment receivables from lot sales.

- g. Financial Assets at fair value through other comprehensive income stood at P124.2 million, 14% lower than the P144.3 million as of 31 December 2021 due to sale and maturity of investments and unrealized loss recognized for the year.
- h. Investments in joint venture amounted to P181.1 million given the Group's investment in its newly-entered data center business.
- i. Right of use asset decreased by 5% to P1,135.8 million in 2022 compared to P1,200.7 million in 2021 due to recognition of depreciation.
- j. Investment properties increased by 20% to P11,691.5 million due to acquisition of land for lease and additional warehouse facilities.
- k. Property and equipment – net increased from P723.4 million to P1,090.0 million, 51% higher due to additional purchase of cold storage facilities, treated as business combinations.
- l. Net pension assets decreased by 9% to P10.7 million due to recognition of retirement benefit expense.
- m. Deferred income tax assets - net increased by 78% from P69.8 million to P124.0 million mainly due additional income tax incurred and discounting of installment liabilities.
- n. Other non-current assets posted at P173.6 million, 62% lower due to amortization of deferred input VAT on the acquisition of land and development costs.
- o. Accounts payable & accrued expenses increased by 37% to P1,930.2 million from P1,411.2 million on account of additional liability incurred for the acquisition of cold storage facility and land development.
- p. Current portion of rental and other deposits registered at P483.8 million, 31% higher due to new tenants.
- q. Current portion of lease liabilities increased by 170% to P597.7 million from P221.1 million mainly due to interest accretion during the year.
- r. Current portion of deferred rent income decreased by 37% to P6.7 million due to realization to income.
- s. Amounts owed to related parties principally consisting of interest-bearing advances and intercompany charges, increased by 131% to P3,675.2 million from P1,594.4 million as of 31 December 2021 to provide funding for capital expenditures and investments.
- t. Income tax payable amounted to nil due to enough creditable withholding tax to cover the liabilities.
- u. Rental and other deposits - net of current portion registered at P298.3 million, 15% lower due to reclassification from current portion of rental and other deposits.
- v. Nontrade payable - non-current increased by 275% to P977.3 million from P260.4 million in 2021 due to acquisition of land and buildings which are payable on installment.
- w. Long-term debt increased by 25% to P2,463.2 million due to avilment of additional bank loan.
- x. Lease liabilities – net of current portion decreased by 27% from P1,549.5 million to P1,134.8 million mainly due to reclassification from non-current to current.
- y. Retention payable – net of current portion increased by 61% to P120.4 million driven by the additional cold storage facility acquisition transaction.
- z. Deferred rent income – net of current portion increased to P6.1 million from P4.9 due to reclassification to current deferred rent income.
- aa. Deferred income tax liabilities – net increased by 164% from P92.4 million to P244.2 million due to the impact of adjustment on the recognition of PFRS 16.

- bb. Loss on remeasurement of retirement benefits decreased by 11% to P46.0 million due to transfer of TPI employees to parent company.
- cc. Retained Earnings increased by 40% to P3,539.3 million mainly due to net income during the year.
- dd. Non-controlling interest increased by 1,195% to P258.9 million from P20.0 million in 2021 due to the 40% equity interest of the Group's partner in the new joint venture company.

(viii) Any seasonal aspects that had a material effect on the financial condition or results of operations.

There are no known seasonal aspects that had a material effect on the financial condition or results of operations.

Review of 2021 Consolidated Results of Operations versus 2020

For the year ended 31 December 2021, AyalaLand Logistics Holdings Corp. ("ALLHC" or the "Group") registered P4.30 billion in revenues versus P3.72 billion the year prior, or a 16% increase. Net income grew by 11% to P780 million from P703 million in 2020. The overall performance was driven by steady demand for industrial lots and increase in the company's leasable areas.

Earnings per share for the year ended 31 December 2021 was P 0.12 which was 18% higher than P0.11 last year.

Business Segments

Challenged by the COVID-19 crisis, the Group's performance was driven by industrial lot sales and steady warehouse and office leasing. The breakdown of the revenues are as follows:

Segment	Amount – P' million			
	2021	2020	2021 vs. 2020	Change
Real estate sales	2,052.9	1,275.5	777.4	61%
Rental and Storage services	1,177.5	872.8	304.7	35%
Sale of electricity	1,066.2	1,568.4	(502.20)	(32%)
Total	4,296.6	3,716.7	579.9	16%

Real estate sales. This segment pertains to sale of industrial lots. Industrial lot sales revenues stood at P2.05 billion, 61% higher compared to 2020's post of P1.28 billion, with sales coming from the domestic market. In 2021, the Group sold industrial lots in Pampanga, Cavite, and Laguindingan Technoparks.

Rental and storage services. This segment covers operations of warehouse and commercial leasing.

Commercial leasing. The combined revenues of Tutuban Center and South Park Center amounted to P425.3 million which was 18% less than P519.6 million revenues last year due to continuing effects of the pandemic but tempered by steady office leasing revenues. Recoveries amounting to P251.1 million was also recognized as part of revenue in 2021. The Group ended with 93K square meters (sqm.) total commercial leasing gross leasable area (GLA).

Warehouse leasing. Growth in GLA drove revenues to increase by 28% to P451.7 million from P353.2 million in 2020. All ALogis sites were operational in 2021. The lease-out rate at yearend was at 100%.

Cold Storage. In 2021, the Group entered the cold storage market and acquired two existing cold storage facilities. By end of 2021, the revenues from cold storage contributed P49.4 million.

Sale of electricity. This pertains to retail electricity supply service to industrial park locators and external commercial customers. Revenue from power was 32% down to P1.07 billion attributable to the lower demand from customers due to the slowdown of their business operations as a result of the government-mandated quarantine and directives during declared alert levels in 2021.

Expenses

Consolidated costs of real estate and services costs from rental and sale of electricity amounted to P3,151.7 million in 2021 compared to P2,732.0 million in 2020 or 15% higher due to higher sales of industrial land sold, management fees, and depreciation.

Operating expenses of P199.8 million incurred in 2021 which was 3% lower than last year's P205.6 million, mainly driven by decrease in professional fees.

Project and Capital Expenditures

The Group spent P2.5 billion in capital expenditures to support the completion of new projects and aggressive expansion, of which P329 million was spent for land development cost, P987 million for building improvements, and P1,161 million for land acquisition.

Operations during the COVID-19 Pandemic

The country continued to experience surges in COVID-19 cases and had to grapple with the emergence of new variants of the virus in 2021. The government imposed lockdowns and declared alert levels in various affected areas all over the country to control the spread of the infection. Mindful that the safety and well-being of its employees, workers, merchants, locators, and customers is its primary concern, the Company has taken several measures to protect its employees, suppliers, and tenants and also serve the communities where it operates:

- For employees: continued work-from-home arrangement, regular health monitoring of employees' needs and conditions through virtual meetings, conduct of meetings online, provided online training courses and webinars for its employees, on health, finance and investments, and sustainability;
- For employees and their household members: implemented a vaccination program for its employees, their dependents and/or household members; arranged for a vaccination booster program for its employees
- For mall merchants: rent reprieve and discounts for common area charges during the quarantine period
- For tenants and customers: the Company ensured that its properties and premises were regularly disinfected and sanitized to protect the health and safety of the tenants and customers;
- For the community: in coordination with local government units, set up Tutuban Center and South Park Center as vaccination sites and RT-PCR testing site, to serve the residents, customers, tenants and government workers in these localities; in partnership with Ayala Land's *Alagang AyalaLand* program, supplied food and necessities to community pantries and distribution drives in Cavite, Laguna, Pampanga and Laguingingan.

Towards the last quarter of 2021, the Company has adopted a work schedule that allows employees to report to the office on alternate days but ensured that all government-imposed health protocols are observed for the safety and well-being of its employees.

Financial Condition

The COVID-19 pandemic resulted to a slowdown of operations but ALLHC's balance sheet remained healthy with enough capacity to undertake its growth plan and meet existing obligations.

Total Assets of the Group stood at P20.39 billion as of 31 December 2021, slightly higher than P19.35 billion as of 31 December 2020.

Total liabilities increased to P8.42 billion compared to P7.51 billion last year due to the bank loan availment.

Total Equity registered at P11.97 billion was 1% higher than the equity of P11.84 billion last year due to impact of net income during the year negated by the decline in market value of financial asset at fair value through other comprehensive income.

Financing Through Loans

As of 31 December 2021, the Group had outstanding loans from financial institution amounting to P1.97 billion.

Prospects for the future

The Group will continue to expand in key areas in the country. As part of its short-term plans, the group targets to grow its warehouse leasable area, diversify its products, explore new business such as cold storage, and look into possible partnerships.

Tutuban Center and South Park Center will continue to work on new mall offerings and bazaars, and resume full operations while observing the safety protocols for COVID-19.

Key Variable and Other Qualitative and Quantitative Factors

Ratio	Formula	31-Dec-2021	31-Dec-2020
Current Ratio	<u>Current Assets</u> Current Liabilities	1.91: 1 6,944,971 / 3,636,640	1.35: 1 6,664,248 / 4,921,888
Debt to Equity Ratio	<u>Total Liabilities</u> Equity	0.70: 1 8,417,691 / 11,967,645	0.63: 1 7,513,456 / 11,840,774
Net Debt to Equity Ratio	<u>Net Liabilities</u> Equity	0.54: 1 6,457,949 / 11,967,645	0.46: 1 5,451,229 / 11,840,774
Capital Adequacy Ratio	<u>Equity</u> Total Assets	0.59 11,967,645 / 20,385,336	0.61 11,840,774 / 19,354,230
Book Value per Share	<u>Equity</u> Total # of Shares	1.90 11,967,645 / 6,301,592	1.88 11,840,774 / 6,301,592
Income per Share	<u>Net Income</u> Total # of Shares	0.12 779,966 / 6,252,148	0.11 702,808 / 6,252,148

Current ratio shows the Group's ability to meet its short-term financial obligation. As of 31 December 2021, the Group has P1.91 worth of current assets for every peso of current liabilities as compared to P1.35 as of 31 December 2020. The Group has sufficient current assets to support its current liabilities as of the period, higher than last year.

Debt to Equity ratio indicates the extent of the Group's debt which is covered by shareholders' fund. It reflects the relative position of the equity holders. The higher the ratio, the greater the risk being assumed by the creditors. A lower ratio generally indicates greater long-term financial safety. Compared to 31 December 2020, debt-to-equity ratio was higher due to availment of bank loan.

Net Debt to Equity Ratio is a measure of the Group's financial leverage. It is calculated by dividing net liabilities over Equity. Net liabilities is the difference of Total Liabilities less deferred payables, lease liabilities and cash and cash equivalents. Compared to 31 December 2020, net debt-to-equity ratio was higher due to long term loans.

Capital Adequacy Ratio is computed by dividing the Total Stockholders' Equity over Total Assets. It measures the financial strength of the Company. As of 31 December 2021, the Group's Capital Adequacy Ratio was slightly lower at 0.59 compared to same period last year's 0.61.

Book value per share measures the recoverable amount in the event of liquidation if assets are realized at book value. As of 31 December 2021, the Group's book value per share of P1.90 was slightly higher than as of 31 December 2020.

Income per share is calculated by dividing net income by the weighted average number of shares issued and outstanding. As of 31 December 2021, the Group reported a P0.12 income per share which was 11%, higher than last year.

(i) ***Any known trends, demands, commitments, events or uncertainties that will have a material impact on issuer's liability.***

There are no known trends or any known demands, commitments, events or uncertainties that will result in or that are reasonably likely to result in the Company and its subsidiaries' liquidity increasing or decreasing in any material way.

(ii) ***Events that will trigger direct or contingent financial obligation that is material to the Group, including any default or acceleration of an obligation***

There are no known events that will trigger direct or contingent financial obligation that is material to the Group, including any default or acceleration of an obligation.

(iii) Material off-balance sheet transactions, arrangements, obligations (including contingent obligations), and other relationships with unconsolidated entities or other persons created during the reporting period.

There are no known off-balance sheet transactions, arrangements, obligations (including contingent obligations), during the period.

(iv) Any material commitments for capital expenditures, the general purpose of such commitments, and the expected sources of funds for such expenditures.

For 2021, the Group's budgeted total capital expenditures was P3.8 billion for projects and spent P2.5 billion as of 31 December 2021 for land development, building improvements, and land acquisition. This was financed through internally generated funds, bank loan and advances.

(v) Any known trends, events or uncertainties that have had or that are reasonably expected to have a material favorable impact on net sales or revenues or income from continuing operations should be described.

The continuing COVID-19 crisis will continue to impact on net sales or revenues from continuing operations especially for commercial leasing and power segments. With the development and availability of vaccines for COVID-19 in the country, it is expected that businesses will gradually return to pre-COVID levels.

(vi) Any significant elements of income or loss that did not arise from the registrant's continuing operations.

The Group did not recognize income or loss during the period that did not arise from continuing operations.

(vii) Causes of Any Material Changes from Period to Period of FS which shall include vertical and horizontal analyses of any material item (5%).

- a. Cash and cash equivalents stood at P81.3 million, 54% lower than the P177.4 million as of 31 December 2020. Net decrease in cash was mainly driven by spend for capital expenditures and payment of obligations.
- b. Receivables- current decreased by 14% to P1,154.6 million due to collection of receivables from lot sales and tenants.
- c. Real estate held for sale and development increased by 5% mainly due to Pampanga Technopark land acquisitions and expansion.
- d. Amounts owed by related parties posted at P1,244.9 million or 35% increase from P921.8 million due to intercompany loans granted to affiliates.
- e. Other current assets – net increased by 9% due to increase in the advances to suppliers and contractors.
- f. Right of use asset decreased by 5% to P1,200.7 million in 2021 compared to P1,267.4 million in 2020 due to recognition of depreciation.
- g. Receivables-net of current portion increased to P1,128.0 million or 55% higher due to installment receivables from lot sales and tenants.
- h. Deferred income tax assets increased by 20% from P58.23 million to P69.8 million due mainly to provision on NOLCO.
- i. Financial Assets at fair value through other comprehensive income stood at P144.3 million, 76% lower than the P606.43 million as of 31 December 2020 due to impairment provision of Cyber Bay shares as the trading of said shares was suspended.
- j. Property & equipment – net increased by P696.3 million to P723.46 million higher due to purchase of cold facilities during the year, treated as business combinations (see Note 13 of the Notes to FS).

- k. Net pension assets increased by 22% to P11.8 million due to additional contribution to the plan.
- l. Other non-current assets posted at P451.7 million, 5% higher due to deferred input VAT on the acquisition of land and development costs.
- m. Accounts payable & accrued Expenses decreased by 15% to P1,411.2 million from P1,653.1 million due mainly due to settlement of obligation to the sellers of URDC shares and insurance claims.
- n. Current portion of deferred rent income decreased by 32% to P10.6 million due to realization to income.
- o. Income tax payable increased by 576% to P29.3 million mainly due to recognition of income tax from lot sales.
- p. Amounts owed to related parties principally consisting of interest-bearing advances and intercompany charges, decreased by 40% to P1,594.4 million from P2,674.4 million as of 31 December 2020, due to repayment.
- q. Rental and other deposits-net of current portion registered at P351.9 million, 67% higher due to reclassification from current portion of rental and other deposits
- r. Nontrade payable non-current was recognized in 2021 amounting to P260.4 million due to acquisition of land and buildings on installment.
- s. Long-term debt increased to P1,965.3 million due to availment of bank loan.
- t. Retention payable reduced by 33% due to repayments.
- u. Equity reserve increased by 6% to negative P1,693.3 million due to acquisition of remaining 5% LTI shares.
- v. Unrealized valuation loss on AFS increased by 74% to negative P1,089.7 million due to the decline in value of the Cyber Bay shares.
- w. Retained Earnings increased by 45% to P2,525.7 million due to net income during the year.
- x. Non-controlling interest decreased by 86% to P20.0 million from P138.3 million in 2020 due to acquisition of remaining 5% LTI shares.

(viii) Any seasonal aspects that had a material effect on the financial condition or results of operations.

There are no known seasonal aspects that had a material effect on the financial condition or results of operations.

Latest Developments

In February 2022, the Group acquired a 64,000-square meter ready-built facility and the land on which it stands located in the Light Industry & Science Park III in Sto. Tomas, Batangas. This brought the Group's total gross leasable area from 224,000 sqm. to 288,000 - sqm.

Review of 2020 Consolidated Results of Operations versus 2019

For the year ended 31 December 2020, AyalaLand Logistics Holdings Corp. ("ALLHC" or the "Group") registered P3.72 billion in revenues versus P5.35 billion the year prior, experiencing a 30% drop. However, net income grew by 10% to P703 million from P641 million in 2019. The performance is driven by sale of industrial lots, stable warehouse and office leasing operations, and sale of none-core assets.

Earnings per share for the year ended 31 December 2020 was P0.11 which was 10% higher than P0.10 last year.

Business Segments

Challenged by the COVID-19 crisis, the Group's performance was driven by industrial lots sales and steady warehouse and office leasing. The breakdown of the revenues are as follows:

Segment	Amount – P' million			
	2020	2019	2020 vs. 2019	Change
Real estate sales	1,275.5	1,809.1	(533.6)	(29%)
Rental	872.8	1,140.9	(268.1)	(23%)
Sale of electricity	1,568.4	2,396.0	(827.6)	(35%)
Total	3,716.7	5,346.0	(1,629.3)	(30%)

Real estate sales. This segment pertains to sale of industrial lots. Industrial lot sales revenues stood at P1.28 billion, 29% lower compared to 2019's post of P1.81 billion, with sales coming from the domestic market. In 2020, the Group sold industrial lots in Pampanga, Cavite, and Laguingan.

Rental. This segment covers operations of warehouse and commercial leasing.

Commercial leasing. The combined revenues of Tutuban Center and South Park Center amounted to P519.6 million which was 39% less than P854.2 million revenue last year due to rent reprieve but tempered by steady office leasing revenues. The Group ended with 90K sqm total commercial leasing GLA and lease-out rate of 80% versus 92% last year.

Warehouse leasing. Growth in GLA drove revenues to increase by 23% to P353.2 million from P286.7 million in 2019. ALogis Alvia, ALogis Biñan and ALogis Naic were operational in 2020 since its deliveries in Q1 2019. The lease-out rate for all warehouses was at 81%.

Sale of electricity. This pertains to retail electricity supply service to industrial park locators and external commercial customers. EBITDA margin registered at 3%. Revenue from power was 35% down to P1,568 million due to the lower demand from customers as many businesses slowed down or closed as a result of the government-mandated community quarantine (CQ) for most part of 2020.

Expenses

Consolidated costs of real estate and services costs from rental and sale of electricity amounted to P2,732.0 million in 2020 compared to P3,974.8 million in 2019 or 31% lower due to lower sales of industrial land sold and power sale, management fees, and depreciation, as a consequence of the series of CQs.

Operating expenses of P205.6 million incurred in 2020 which was lower than last year of P292.4 million mainly driven by set up of provisions for impairment losses and lower taxes and licenses.

Project and Capital Expenditures

The Group spent P1 billion in capital expenditures to support the completion of new projects and aggressive expansion, of which P42 million was spent for land development cost, P750 million for building improvements, and P208 million for land acquisition.

Operations during the COVID-19 Pandemic

With the implementation of CQs which started mid-March 2020, the Company's priority was to ensure the safety and well-being of its employees, workers, merchants, locators, and customers.

Initiatives taken by the Company include:

- For employees: work-from-home arrangement, regular staff meetings to monitor staff needs and conditions, and online training courses for its employees
- For workers: financial assistance and basic needs and amenities to front-liners on-duty.
- For mall merchants: rent reprieve and discounts for common area charges during the CQ period

- For medical front-liners: employees helped fund three (3) hospitals designated as COVID centers through ALI's fundraising campaign, *Ayala Land Pays It Forward*, and assisted in the procurement of much needed medical equipment and supplies for these hospitals.
- For customers: to ensure health and safety, the Company's properties and premises were regularly disinfected and sanitized.

Towards the end of 2020, as businesses slowly re-open, the Company has adopted a work schedule for the re-integration of its employees in its offices and ensured that the government-imposed health protocols in its establishments are observed for the safety and well-being of its customers and tenants.

Financial Condition

The COVID-19 pandemic resulted to a slowdown of operations but ALLHC's balance sheet remained healthy with enough capacity to undertake its growth plan and meet existing obligations.

Total Assets of the Group stood at P19.35 billion as of 31 December 2020, slightly lower than P19.37 billion last year.

Total liabilities decreased to P7.51 billion versus P8.19 billion last year due to the settlement of installment due to the purchase of URDC.

The impact of adoption of new accounting standard for leases in 2020 resulted to the recognition of P1.27 billion right-of-use asset and P1.75 billion lease liabilities.

Total Equity registered at P11.84 billion was 6% higher than the equity of P11.18 billion last year due to impact of net income during the year negated by the decline in market value of financial asset at fair value through other comprehensive income.

Financing Through Loans

As of 31 December 2020, the Group had no outstanding loans from any financial institution.

Prospects for the future

The Group will continue to pursue its vision of energizing and supporting communities in key areas across the country. Tutuban will continue to work on new mall offerings and bazaars, and full operations while observing the safety protocols for COVID-19. South Park will continue with its transformation into a mixed-use development, conversion of retail spaces to storage areas and launching of new mall merchants.

As part of its short-term plans, the Group will continue to increase in gross leasable area in warehousing with expansion and look into possible new businesses or potential partnerships.

Key Variable and Other Qualitative and Quantitative Factors

Ratio	Formula	31-Dec-2020	31-Dec-2019
Current Ratio	$\frac{\text{Current Assets}}{\text{Current Liabilities}}$	1.35: 1 6,664,248 / 4,921,888	1.09: 1 6,038,158 / 5,554,888
Debt to Equity Ratio	$\frac{\text{Total Liabilities}}{\text{Equity}}$	0.63: 1 7,513,456 / 11,840,774	0.73: 1 8,192,312 / 11,176,197
Capital Adequacy Ratio	$\frac{\text{Equity}}{\text{Total Assets}}$	0.61 11,840,774 / 19,354,230	0.58: 1 11,176,197 / 19,368,509
Book Value per Share	$\frac{\text{Equity}}{\text{Total \# of Shares}}$	1.88 11,840,774 / 6,301,592	1.77 11,176,197 / 6,301,592
Income per Share	$\frac{\text{Net Income}}{\text{Total \# of Shares}}$	0.11 681,962 / 6,252,148	0.10 595,838 / 6,226,225

Current ratio shows the Group's ability to meet its short-term financial obligation. As of 31 December 2020, the Group has P1.35 worth of current assets for every peso of current liabilities as compared to P1.09 as of 31 December 2019. The Group has sufficient current assets to support its current liabilities as of the period, slightly higher than last year.

Debt to Equity ratio indicates the extent of the Group's debt which is covered by shareholders' fund. It reflects the relative position of the equity holders. The higher the ratio, the greater the risk being assumed by the creditors. A lower ratio generally indicates greater long-term financial safety. Compared to 31 December 2019, debt-to-equity ratio was lower.

Capital Adequacy Ratio is computed by dividing the Total Stockholders' Equity over Total Assets. It measures the financial strength of the Company. As of 31 December 2020, the Group's Capital Adequacy Ratio was slightly higher at 0.61 compared to same period last year's 0.58.

Book value per share measures the recoverable amount in the event of liquidation if assets are realized at book value. As of 31 December 2020, the Group's book value per share of P1.88 was 6.2% higher than as of 31 December 2019.

Income per share is calculated by dividing net income by the weighted average number of shares issued and outstanding. As of 31 December 2020, the Group reported a P0.11 income per share which was 10%, higher than last year.

(i) ***Any known trends, demands, commitments, events or uncertainties that will have a material impact on issuer's liability.***

There are no known trends or any known demands, commitments, events or uncertainties that will result in or that are reasonably likely to result in the Company and its subsidiaries' liquidity increasing or decreasing in any material way.

(ii) ***Events that will trigger direct or contingent financial obligation that is material to the Group, including any default or acceleration of an obligation***

There are no known events that will trigger direct or contingent financial obligation that is material to the Group, including any default or acceleration of an obligation.

(iii) ***Material off-balance sheet transactions, arrangements, obligations (including contingent obligations), and other relationships with unconsolidated entities or other persons created during the reporting period.***

There are no known off-balance sheet transactions, arrangements, obligations (including contingent obligations), during the period.

(iv) ***Any material commitments for capital expenditures, the general purpose of such commitments, and the expected sources of funds for such expenditures.***

For 2020, the Group's budgeted total capital expenditures was P2.16 billion for projects and spent P 1 billion as of 31 December 2020 for land development, building improvements, and land acquisition. This was financed through internally generated funds and advances.

(v) ***Any known trends, events or uncertainties that have had or that are reasonably expected to have a material favorable impact on net sales or revenues or income from continuing operations should be described.***

The COVID-19 crisis and government-mandated CQ are expected to have an impact on net sales or revenues from continuing operations especially for commercial leasing and power segments. With the development and availability of vaccines for COVID-19 in the country, it is hoped that businesses will gradually return to pre-COVID levels.

(vi) ***Any significant elements of income or loss that did not arise from the registrant's continuing operations.***

The Group did not recognize income or loss during the period that did not arise from continuing operations.

(vii) ***Causes of Any Material Changes from Period to Period of FS which shall include vertical and horizontal analyses of any material item (5%).***

- a. Financial Assets at fair value through other comprehensive income stood at P606.4 million, 5.9% lower than the P644.7 million as of 31 December 2019.

- b. FVPL Investments posted a 5.8% increase mainly due to market value adjustment as of year-end.
- c. Amounts owed by related parties posted at P921.8 million or 16.9% increase from P788.5 million as of 31 December 2019 due to intercompany loans granted to affiliates.
- d. Receivables-net of current portion increased to P728.5 million or 51.7% higher due to installment receivables from lot sales.
- e. Property & equipment – at cost decreased to P27.2 million or 28.3% due to depreciation and amortization during the year.
- f. Software costs decreased by 69.8% to P0.43 million due to depreciation during the year.
- g. Deferred tax assets increased from P24.3 million to P58.2 million due mainly provision on impairment of accounts receivables. Due to the impact of reduced provision on impairment of accounts receivables, thus, related deferred tax assets decreased.
- h. Accounts Payable & Accrued Expenses decreased by 38.1% to P1,653.1 million from P2,773.2 million due mainly due to installment obligation to the sellers of URDC shares.
- i. Current portion of deferred rent income increased to P15.60 million due to advance payment of rent by tenants.
- j. Amounts owed to related parties principally consisting of interest-bearing advances and intercompany charges, increased by 15.4% to P2,674.4 million from P2,317.2 million as of 31 December 2019 which was used to fund land acquisitions and development costs.
- k. Slight increase in Total Lease liabilities by 1.0% from P1,733.45 million to P1,751.37 million.
- l. Rental and other deposits-net of current portion registered at P210.4 million, 10.3% lower due to reclassification from current portion of rental and other deposits which decreased by 4.9% from P517.86 million to P492.53 million.
- m. Deferred income tax liability – net decreased by 11.1% from P125.2 million to P111.3 million due to the impact of adjustment on the recognition of PFRS 16.
- n. Unrealized valuation loss on AFS increased to negative P626.7 million or 6.6% due to the decline in value of the Cyber Bay shares.
- o. Retained Earnings increased to P1,737.7 million or 63.0% increase due to net income during the year.

(viii) Any seasonal aspects that had a material effect on the financial condition or results of operations.

There are no known seasonal aspects that had a material effect on the financial condition or results of operations.

oOo

Upon written request of stockholder, the Company undertakes to furnish said stockholder with a copy of SEC Form 17-A, free of charge. Any written request for a copy of SEC Form 17-A shall be addressed to the following:

**AyalaLand Logistics Holdings Corp.
3rd Floor Glorietta 5
Ayala Center, Makati City 1224
Attention: Ms. Francis M. Montojo
Chief Finance Officer and Compliance Officer**

II. MARKET FOR ISSUER'S COMMON EQUITY AND RELATED STOCKHOLDER MATTERS

A. Market Information

The Company's Common Shares are listed and principally traded in the PSE. The high and low sales prices* of the Company's securities for each quarter are indicated in the table below:

	<u>High</u>	<u>Low</u>
<u>Calendar Year 2022</u>		
1 st Quarter (Jan.- Mar. 2022)	₱6.80	₱3.80
2 nd Quarter (Apr.- June 2022)	5.09	3.10
3 rd Quarter (Jul.- Sept. 2022)	3.85	2.85
4 th Quarter (Oct.- Dec. 2022)	3.37	2.88
<u>Calendar Year 2021</u>		
1 st Quarter (Jan.- Mar. 2021)	₱3.80	₱2.55
2 nd Quarter (Apr.-June 2021)	4.15	2.90
3 rd Quarter (Jul- Sept 2021)	5.86	3.73
4 th Quarter (Oct.- Dec. 2021)	6.73	5.06
<u>Calendar Year 2020</u>		
1 st Quarter (Jan. – Mar. 2020)	₱3.03	₱1.10
2 nd Quarter (Apr.- June 2020)	1.98	1.49
3 rd Quarter (Jul. – Sept. 2020)	2.65	1.60
4 th Quarter (Oct. – Dec. 2020)	3.75	2.35

*provided by PSE Corporate Planning and Research Department/ PSE Market Information

Stock price as of latest practicable trading date of 21 March 2023 is P2.85 per share.

B. Holdings

As of 28 February 2023, the Company has 729 stockholders. The following are the top 20 stockholders of the Company based on the records of the Company's Stock and Transfer Agent, Stock Transfer Service, Inc.:

	Name	Number of Shares	Percentage (%)
1	Ayala Land, Inc.	4,467,752,834	70.899
2	PCD Nominee Corporation (Filipino)	1,119,732,596	17.769
3	F. Yap Securities, Inc.	249,854,100	3.965
4	ESOWN Administrator 2019	103,398,180	1.641
5	PCD Nominee Corporation (non-Filipino)	93,650,427	1.486
6	Orion Land Inc.	49,444,216	0.785
7	ESOWN Administrator 2018	24,666,300	0.391
8	YHS Holdings Corporation	22,900,000	0.363
9	Caridad Say	22,370,000	0.355
10	SEC Account FAO: Various Customers of Guoco Securities (Philippines), Inc.	18,076,380	0.287
11	David C. Go	16,000,000	0.254
12	Victor Say	15,000,000	0.238
13	Vichelli Say	10,000,000	0.159
14	Coronet Property Holdings Corp.	6,000,000	0.095
15	Federal Homes, Inc.	5,492,000	0.087
16	Eleonor Go	5,400,000	0.086
17	PLLIM Investments, Inc.	4,600,000	0.073
18	Dao Heng Securities (Phils.), Inc.	4,015,000	0.064
19	Kristine Chai Gaisano	3,900,000	0.062
20	Felipe Yap	3,010,000	0.048

C. Dividends

There were no dividend declarations for the years 2020 to 2022.

Dividend Policy

As provided in the By-laws, dividends shall be declared only from surplus profit and shall be payable at such times and in such amounts as the Board of Directors may determine. The dividends shall be payable in cash or in shares of stock from the unissued stock of the Company, or both as the Board may determine. No dividend shall be declared that will impair the capital of the Company.

Cash dividends are subject to the approval of the Board of Directors but no stockholder approval is required. For stock dividends, approval of the Board and the stockholders holding two-thirds of the capital stock of the Company are required.

D. Recent Sales of Unregistered Securities

The Company has not sold any unregistered securities within the past three fiscal years.

The Company issued common shares under its Employees Stock Ownership Plan (Tranche 2) in 2018 as stated in Item 6 (d) of the Preliminary Information Statement. The corresponding request for exemption from the registration requirement of the ESOWN Plan shares was filed with, and approved by, the SEC in October 2017. The SEC approved the exemption under Sec. 10.2 of the Securities Regulation Code (SRC) as the issuance of the shares was of limited character and limited only to the qualified employees of the issuer and registration was not necessary for interest of the public and protection of the investors.

In June 2019, the Company issued 1,225,370,620 shares to ALI pursuant to the Deed of Exchange executed in April 2018. The exchange of shares was with a stockholder exclusively.

In September 2019, the Company issued 49,444,216 shares from its unissued and unsubscribed shares to its subsidiary, Orion Land, Inc. The sale was an exempt transaction under Sec. 10.1 (e) of the SRC as it was a sale of capital stock to its own stockholders exclusively, where no commission other remuneration is paid or given directly in connection with the sale of capital stock. The Company has applied for the listing of said shares with the PSE.

In 2019, the Company issued a call for payment of unpaid subscriptions (excluding ESOWN shares). In 2020, the Company held a public auction of the delinquent shares. Another auction of delinquent shares was scheduled in September 2021 but was cancelled due to health restrictions imposed by the government. The re-auction of the remaining delinquent shares is for evaluation of the Board.

E. Corporate Governance

In 2017, the Corporation adopted a Manual on Corporate Governance (the "Manual") in compliance with the SEC directive. The Manual was updated in 2019 and subsequently in 2020 to 2021.

In 2022, the Company updated the provision of the Manual on the rotation of the external auditor or key engagement partner in accordance with prevailing laws and regulations.

The Board also approved the updating of the company policies on insider trading and non-audit services.

The Board, together with top Management, reviews the Company's vision and mission and core values. The Board sets the strategic objectives of the Company and ensures that the implementation of the strategies are in accordance with good governance practices and that internal control mechanism and procedures are in place. To evaluate performance, the Board and the committees conduct an annual self-assessment. The self-assessment forms are collated by the Compliance Officer and the results are reported to the Board and the respective committees. Every three (3) years, the Company will engage an external facilitator for the assessment of the Board's performance as provided in the Manual, starting in 2019. For 2022, the Company engaged Aon Solutions Singapore Pte. Ltd. to conduct the Board and Board committee-assessment. The results of the Board assessment will be presented to the Board.

The Company's website, www.ayalalandlogistics.com, is updated regularly and contains the corporate information on the business and management of the Group, company policies, corporate governance reports and disclosures of the Company for the investors, stakeholders and public in general.

The Board and the committees meet such number of times as prescribed in the Manual, Board and committee charters. Materials are sent, as far as practicable, to the directors several days before the meeting. The non-executive directors meet at least twice a year without the presence of any executive director.

There was no material deviation from the Company's Manual. Notwithstanding a provision in the Manual setting 80 years old as the retirement age of directors, the Corporate Governance and Nomination Committee and the Board approved the nomination of Mr. Felipe U. Yap, now aged 85 years, in consideration of his qualifications, experience and contribution to the Company. He was elected director during the 2022 stockholders' meeting and then elected Vice Chairman of the Company. The Company has complied with the provisions of the Code of Corporate Governance for Publicly-Listed Companies (SEC Memorandum Circular No. 19, Series of 2016).

For the ensuing year, the Company will continue to improve its systems and procedures by aligning with any new updates to corporate governance policies within the Ayala Group, and new rules, regulations and directives from the SEC on corporate governance, if any.

Audited Consolidated Financial Statements of the Company

Please refer to the attached FS for the calendar year ended 31 December 2022. Please refer to the following additional components of the financial statements as required under SRC Rule 68 (as amended in October 2019):

1. Auditor's Report;
2. Reconciliation of Retained Earnings Available for Dividend Declaration as of 31 December 2022;
3. Map of the ALLHC Group of Companies showing the relationships between and among the parent company and its subsidiaries; and
4. Schedule showing financial soundness indicators for 2021 and 2022.

For approval by the stockholders at their annual meeting in 2023 stockholders' meeting



MINUTES OF THE ANNUAL STOCKHOLDERS' MEETING

April 21, 2022, Thursday, 9:00 A.M.

Conducted virtually via <http://www.ayalagroupshareholders.com/>

Stockholders Present and Represented: The complete list is attached as Annex A.

Total Number of Shares Present and Represented:	Percentage of Total:
5,435,064,733	86.25%

Directors Present:

Jose Emmanuel H. Jalandoni	<i>Chairman of the Board Chairman, Executive Committee</i>
Felipe U. Yap	<i>Vice-Chairman of the Board Member, Executive Committee</i>
Maria Rowena M. Tomeldan	<i>President and Chief Executive Officer Member, Executive Committee Chairman, Sustainability Committee Member, Personnel and Compensation Committee</i>
Bernard Vincent O. Dy	-
Jaime Alfonso E. Zobel de Ayala	-
Nathanael C. Go	-
Rex Ma. A. Mendoza	<i>Lead Independent Director Chairman, Audit Committee Member, Risk Management and Related Party Transactions Committee Member, Corporate Governance and Nomination Committee Member, Personnel and Compensation Committee Member, Sustainability Committee</i>
Renato O. Marzan	<i>Independent Director Chairman, Risk Management and Related Party Transactions Committee Member, Audit Committee Member, Corporate Governance and Nomination Committee Member, Sustainability Committee</i>
Cassandra Lianne S. Yap	<i>Independent Director Chairman, Corporate Governance and Nomination Committee Chairman, Personnel and Compensation Committee Member, Audit Committee Member, Risk Management and Related Party Transactions Committee</i>

Officers Present

Augusto D. Bengzon, *Treasurer*

Francis M. Montojo, *Chief Finance Officer, Compliance Officer, and Chief Risk Officer*

June Vee D. Monteclaro-Navarro, *Corporate Secretary*

Nimfa Ambrosia L. Perez-Paras, *Assistant Corporate Secretary*

1. Call to Order

After the national anthem, the Chairman, Mr. Jose Emmanuel H. Jalandoni, called the meeting to order at 9:00 A.M. He welcomed the stockholders and stated that pursuant to the Corporation's By-Laws, the Board of Directors and management chose to hold this meeting in a fully virtual format. He stated that similar to the 2021 fully virtual annual stockholders' meeting, the Corporation has arranged this year's meeting in such a way that the stockholders can freely exercise their right to vote and to be informed. He added that the stockholders may vote using the electronic voting *in absentia* and shareholder system until the end of the meeting, and questions may be sent to corporate.secretary@ayalalandlogistics.com.

The Chairman introduced the directors and officers who joined the meeting as presenters, namely: Maria Rowena M. Tomeldan (President and Chief Executive Officer), Francis M. Montojo (Chief Finance Officer, Compliance Officer, and Chief Risk Officer), June Vee D. Monteclaro-Navarro (Corporate Secretary), Ma. Rhodora P. dela Cuesta (Compliance Manager), independent directors, Rex Ma. A. Mendoza (Lead Independent Director and Chair of the Audit Committee), and Cassandra Lianne S. Yap (Chair of the Corporate Governance and Nomination Committee). He also acknowledged the other members of the Board, and other officers, as well as the representatives of SyCip Gorres Velayo & Co. (SGV), the Corporation's external auditor, who joined the meeting through the live webcast.

2. Notice of Meeting

The Secretary, Ms. June Vee D. Monteclaro-Navarro, certified that on March 29, 2022, the Notice of the meeting and the Definitive Information Statement (DIS) were sent to each stockholder of record as of March 7, 2022, in three (3) ways: (i) by email to all stockholders with e-mail addresses; (ii) by posting on the Corporation's website; and (iii) by disclosure through the Philippine Stock Exchange (PSE) EDGE system. In addition, the Notice was published, in print and online format, in the business section of two (2) newspapers of general circulation, the Philippine Star and Manila Times, for two (2) consecutive days on March 28 and 29, 2022. Accordingly, the stockholders have been duly notified in accordance with the By-Laws and applicable rules, including the Corporation's Internal Guidelines on Participation in Stockholders' Meeting by Remote Communication and Voting *in Absentia*.

3. Certification of Quorum

The Secretary certified that there was a quorum for the meeting with stockholders participating by remote communication, by proxy, or by voting *in absentia*, owning 5,435,064,733 shares, or 86.25% % of the 6,301,591,987 total outstanding shares. The mode of attendance of the stockholders deemed present and their respective percentages of the outstanding shares are set forth below:

Mode of Attendance	% of Total Outstanding Shares
Appointment of the Chairman as proxy	86.23279%
Voting in absentia	0.00002%
Remote Communication	0.01627%

Additionally, there were 114 viewers of the live webcast of the meeting.

4. Instructions on Rules of Conduct and Voting Procedures

The Chairman noted that although the Corporation was holding this meeting in a virtual format, it strived to provide the shareholders the opportunity to participate in the meeting to the same extent possible as in an in-person meeting.

Thereafter, the Secretary explained that the rules of conduct and the voting procedures are set forth in the DIS and in the Explanation of Agenda Items, which form part of the Notice of the Annual Stockholders' Meeting. She highlighted the following points:

- (i) The agenda for the meeting covers a range of matters requiring stockholders' vote and was included in the Notice sent to stockholders. Stockholders were also provided an opportunity to propose matters for inclusion in the agenda, pursuant to applicable laws, rules and regulations, and the internal guidelines of the Corporation.
- (ii) Stockholders who registered under the Voting in Absentia and Shareholder (VIASH) System or who notified the Corporation by email to corporate.secretary@ayalalandlogistics.com by April 8, 2022, of their intention to participate in the meeting by remote communication may send their questions or comments to the same email address.
- (iii) Questions or comments received before 8:30 a.m. today, will be read aloud and addressed during the Q & A period, which will take place after Other Matters (Item 9 of the agenda). Management will reply by email to questions and comments not taken up during the meeting.
- (iv) There are six (6) resolutions proposed for adoption by the stockholders, each proposed resolution will be shown on the screen as the same is being taken up.
- (v) Stockholders could cast their votes on the proposed resolutions and in the election of directors beginning March 29, 2022 through the VIASH System with the polls remaining open until the end of the meeting for stockholders using the VIASH System.
- (vi) Alternatively, the stockholders were provided the option to appoint the Chairman as proxy.
- (vii) The votes cast as of close of business of April 12, 2022 have been tabulated. Those votes are from stockholders owning 5,435,064,733 voting shares representing 100% of the total voting shares represented in the meeting, and 86.23% of the total outstanding voting shares. The results of this tabulation will be referred to when reporting the voting results during the meeting, and the results of the final tabulation of votes, with full details of the affirmative and negative votes and abstentions, will be reflected in the minutes.

The Secretary then thanked the stockholders who have voted through the VIASH System and by proxy. She encouraged all stockholders remotely attending the meeting to vote using the VIASH System which will remain open until the end of the meeting.

5. Approval of the Minutes of the April 21, 2021 Annual Stockholders' Meeting

The Chairman then proceeded to the approval of the minutes of the annual stockholders' meeting held on April 21, 2021. An electronic copy of the minutes is available on the website of the Corporation.

The Secretary presented Resolution No. S-01-2022, as proposed by management, and based on the votes received, reported the approval by the stockholders of the following resolution which was shown on the screen:

Resolution No. S-01-2022

RESOLVED, to approve the minutes of the annual stockholders' meeting held on April 21, 2021.

As tabulated by the Committee of Inspectors of Proxies and Ballots and validated by SGV, the votes for the adoption of Resolution No. S-01-2022 for the approval of the minutes of the previous meeting are as follows:

	For	Against	Abstain
Number of Voted Shares	5,434,039,724	-	-
% of Shares of Shareholders Present	99.98%	-	-

6. Annual Report

The pre-recorded report of the President and CEO, Ms. Maria Rowena M. Tomeldan, was shown.

Ms. Tomeldan began by stating that the year 2021 was a significant year for the Corporation, a period of resetting its business plans while focusing on its goals. Throughout the year, the Corporation continued to operate across its industrial parks, logistics facilities, malls and office, sustaining the manufacturing and commercial activities.

Ms. Tomeldan emphasized that in 2021, the Corporation's revenues rose by 16% to Php4.3 Billion, while net income grew by 11% to Php780 Million, driven by continuous demand for industrial lots and stable operations of its warehouses and offices. The Corporation sold a substantial number of industrial lots in 2021, though limited to the domestic market. With the demand for warehouse space, the Corporation delivered additional gross leasable area (GLA) in its ALogis Biñan and ALogis Calamba sites. The Corporation ended the year with a total warehouse GLA of 224,000 square meters (sqm), an 8% growth from 207,000 sqm in 2020.

The Corporation ventured into cold logistics and acquired two (2) existing cold storage facilities, which jumpstarted its portfolio under the ALogis Artico brand. It also secured an additional 55 hectares for the expansion of Pampanga Technopark.

With higher customer confidence and improved foot traffic, the Corporation reopened and expanded the popular Tutuban Night Market with over 400 stalls. The Corporation strengthened its specialty leasing program and provided the option of online shopping to mall patrons through TutuBuy.

As the pandemic pressed on, the Corporation continued to prioritize the safety and well-being of its employees, customers, and the needs of its stakeholders.

The Corporation participated in the Alagang AyalaLand program. The program supported Micro, Small and Medium Enterprises (MSMEs), set up our community pantries and distribution drives in Laguna, Cavite, Pampanga, and Misamis Oriental, continued to provide assistance to the Missionaries of Charity, which is located within the Tutuban Center complex in Tondo, Manila, and put up the e-Library of Mabalacat City College in their Dapdap Campus in Pampanga. South Park Center continues to serve as Muntinlupa's mega vaccination site, the Philippine Red Cross' RT-PCR testing center, and the Philippine

Statistics Authority Phil Sys National I.D. registration site. South Park Center is also home to the local offices of the Bureau of Internal Revenue, the Local Civil Registry, and the Commission on Elections.

The Corporation took a bold step forward in its commitment to environmental protection by starting to shift to renewable energy sources, and explored many sustainable ways in developing and managing its properties.

In 2021, the Corporation received recognitions from prestigious local and international associations: Gold Stevie award for Company of the Year - Real Estate (Medium-size) in the 18th Annual International Business Awards and 1 Golden Arrow recognition from the Institute of Corporate Directors. The Corporation's ASEAN Corporate Governance Scorecard results reflect its improved performance and compliance with corporate governance principles.

In 2022, the Corporation remains committed to transforming places into dynamic industrial and logistics centers. In February 2022, the Corporation acquired an existing ready-built facility in Sto. Tomas, Batangas. With this acquisition, the Corporation presently has 288,000 sqm of leasable warehouse space across its now six (6) key locations.

Ms. Tomeldan noted that as the Corporation moves forward into the year, it will continue to take advantage of global market opportunities and diversify its product line further with additional cold storage facilities and data centers. The Corporation plans to break ground for two (2) cold storage facilities in Pampanga and Batangas properties to double the capacity by 2023.

Ms. Tomeldan expressed that the Corporation is optimistic that in 2022, its clear strategy and road map will ensure long-term growth and financial sustainability. She added that as a co-catalyst for growth and development, the Corporation remains committed to building a national footprint through increased presence in key locations all over the country.

In closing, Ms. Tomeldan thanked the shareholders and stakeholders for continuing to work and grow with the Corporation in achieving its plans and aspirations, the Board of Directors for the guidance and support to the organization during this crucial period, and the employees for the solid teamwork, perseverance, and dedication while facing the challenges of the times.

A visual presentation was shown simultaneously with the President's report. The report of the President was followed by an audio-visual presentation showing the 2021 accomplishments and direction of the Corporation.

Upon the request of the Chairman, the Secretary presented the following Resolution No. S-02-2022 which was shown on the screen and had been proposed by management, and reported the stockholders' approval of the same in accordance with the voting results:

Resolution No. S-02-2022

RESOLVED, to note the Corporation's Annual Report, which consists of the President's Report and the audio-visual presentation to the stockholders, and to approve the consolidated audited financial statements of the Corporation and its subsidiaries for the period ended 31 December 2021, as audited by the Corporation's external auditor, SyCip Gorres Velayo & Co.

As tabulated by the Committee of Inspectors of Proxies and Ballots and validated by SGV, the votes for the adoption of Resolution No. S-02-2022 for the noting of the annual report and the approval of the 20201 consolidated audited financial statements of the Corporation and its subsidiaries are as follows:

	For	Against	Abstain
Number of Shares Voted	5,434,039,724	-	-
% of Shares of Shareholders Present	99.98%	-	-

7. Ratification of all Acts and Resolutions of the Board of Directors and Officers

The Secretary, upon request of the Chairman, explained that stockholders' ratification was sought for all the acts and resolutions of the Board, the Executive Committee, and other Board Committees exercising powers delegated by the Board, which were adopted from April 21, 2021 until today. The Secretary explained that these acts and resolutions are reflected in the minutes of the meetings, and they include the approval of 2021 audited financial statements, management representation letter and 2022 internal audit plan, election of officers, appointment of chairmen and members of the Board Committees, ratification and confirmation of the actions of the Board Committees, updating the list of attorneys-in-fact of the Company for various transactions and list of bank counterparty risk limits and bank signatories, acquisition of shares, real properties and cold facilities, establishment of term facility and short-term credit facilities, and loan availment, registration with the online submission tool and submission of email addresses and phone numbers to the Securities and Exchange Commission (SEC), planning and construction of warehouses and cold logistics facilities, re-auction of delinquent shares, corporate governance matters, write-off of receivables, and other acts covered by disclosures to the SEC and the PSE. The Secretary further stated that stockholders' ratification is also being sought for all the acts of the Corporation's officers performed in accordance with the resolutions of the Board, the Executive Committee and other Board Committees as well as the By-Laws, from April 21, 2021 to date. These acts were performed to implement the resolutions of the Board or its Committees, or as part of the general conduct of the Corporation's business.

The Secretary then reported that Resolution No. S-03-2022, as proposed by management and shown on the screen, had been approved by the stockholders based on the tabulation of results:

Resolution No. S-03-2022

RESOLVED, to ratify each and every act and resolution, from 21 April 2021 to 21 April 2022 (the "Period"), of the Board of Directors (the "Board"), the Executive Committee and other Board committees exercising powers delegated by the Board, and each and every act, during the Period, of the officers of the Corporation performed pursuant to the resolutions of the Board, the Executive Committee and other Board committees as well as pursuant to the By-Laws of the Corporation.

As tabulated by the Committee of Inspectors of Proxies and Ballots and validated by SGV, the votes for the adoption of Resolution No. S-03-2022 for the ratification of all acts of the Board and officers are as follows:

	For	Against	Abstain
Number of Shares Voted	5,434,039,724	-	-
% of Shares of Shareholders Present	99.98%	-	-

8. Approval of the Amendment of the Seventh Article of the Articles of Incorporation

Upon request of the Chairman, the Chief Finance Officer (CFO) and Compliance Officer (CO), Ms. Francis M. Montojo, presented the proposal to increase the authorized capital stock of the Corporation of up to Php10 Billion through: (1) the creation of up to Php5 Billion non-voting preferred shares with par value of Php1.00 per share, and (2) the increase of Php5 Billion common shares, with par value of Php1.00 per share.

Ms. Montojo explained that the increase in capital stock will be used as a funding source for the Corporation's expansion projects and growth plans which may include acquisition of lands, development of industrial parks, warehouses, facilities and new business projects. She stated that the use of the funds will be disclosed at the appropriate time.

Ms. Montojo further stated that stockholders' approval is also sought for the delegation to the Board of Directors of the final terms of the issuance of the shares and of the proposed increase in authorized capital stock and the creation of non-voting preferred shares, as well as the implementation of the proposed increase in authorized capital stock and the creation of non-voting preferred shares. She added that following the necessary Board approvals, the Corporation will file for amendment of the Seventh Article of the Articles of Incorporation with the Securities and Exchange Commission.

The Secretary then presented Resolution No. S-04-2022, and based on the votes received, reported the approval by the stockholders of the amendment to the Seventh Article of the Articles of Incorporation to increase the Authorized Capital Stock of up to Php10 Billion through the creation of up to Php5 Billion non-voting preferred shares with a par value of Php1.00 per share and the increase of common shares from Php7.5 Billion to Php12.5 Billion, with a par value of Php1.00 per share, and the delegation to the Board of Directors of the final terms of the issuance of the shares and the features of the preferred shares, the implementation of the proposed increase in authorized capital stock and the creation of the preferred shares through the adoption of Resolution No. S-04-2022 which was shown on the screen:

Resolution No. S-04-2022

RESOLVED, to approve the amendment to the Seventh Article of the Articles of Incorporation to increase the Authorized Capital Stock of up to Php10 Billion through the creation of up to Php5 Billion non-voting preferred shares with a par value of Php1.00 per share and the increase of common shares from Php7.5 Billion to Php12.5 Billion, with a par value of Php1.00 per share; and

RESOLVED, FINALLY, to approve the delegation to the Board of Directors of the final terms of the issuance of the shares and the features of the preferred shares, the implementation of the proposed increase in authorized capital stock and the creation of the preferred shares.

As tabulated by the Committee of Inspectors of Proxies and Ballots and validated by SGV, the votes for the adoption of Resolution No. S-04-2022 for the approval of the amendment to the Seventh Article of the Articles of Incorporation to increase the Authorized Capital Stock of up to Php10 Billion and the delegation to the Board of Directors of the final terms of the issuance of the shares and the features of the preferred shares, the implementation of the proposed increase in authorized capital stock and the creation of the preferred shares are as follows:

	For	Against	Abstain
Number of Shares Voted	5,424,332,584	9,707,140	-
% of Shares of Shareholders Present	86.08%	0.15%	-

9. Election of Directors

The next item on the Agenda was the election of nine (9) members of the Board of Directors for the ensuing year. The Chairman requested Ms. Cassandra S. Yap, Chairman of the Corporate Governance and Nomination Committee, to explain the item.

Ms. Yap explained that in accordance with the Corporation's By-Laws, revised Corporate Governance Manual and Charter of the Board of Directors, the Corporate Governance and Nomination Committee of the Board has ascertained that the following nine (9) duly nominated stockholders, including the nominees for Independent Directors, are qualified to serve as directors of the Corporation for the ensuing term: Bernard Vincent O. Dy, Felipe U. Yap, Jose Emmanuel H. Jalandoni, Jaime Alfonso E. Zobel de Ayala, Maria Rowena M. Tomeldan, Nathanael C. Go, Rex Ma. A. Mendoza, Renato O. Marzan, and Cassandra Lianne S. Yap.

Mr. Mendoza, Mr. Marzan, and Ms. Yap were nominated as independent directors.

Ms. Yap further reported that all the nominees have given their consent to their respective nominations.

The Chairman requested the Secretary to report on the results of the election.

The Secretary reported that based on the preliminary tabulation of votes, each of the nine (9) nominees has garnered at least 5,128,120,020 votes. Given this, she certified that each nominee has received sufficient votes for election to the Board and consequently, Resolution No. S-05-2022 for the election of the nine (9) nominees to the Board, which was shown on the screen, had been approved:

Resolution No. S-05-2022

RESOLVED, to elect the following nominees as directors of the Corporation to serve as such beginning today until their successors are elected and qualified:

Bernard Vincent O. Dy
Felipe U. Yap
Jose Emmanuel H. Jalandoni
Jaime Alfonso E. Zobel de Ayala
Maria Rowena M. Tomeldan
Nathanael C. Go
Rex Ma A. Mendoza (Independent Director)
Renato O. Marzan (Independent Director)
Cassandra Lianne S. Yap (Independent Director)

As tabulated by the Committee of Inspectors of Proxies and Ballots and validated by SGV, the final votes received by the nominees are as follows:

Director	For	Against	Abstain
1. Bernard Vincent O. Dy	5,181,773,320	-	-
2. Felipe U. Yap	5,181,773,320	-	-
3. Jose Emmanuel H. Jalandoni	5,181,773,320	-	-
4. Jaime Alfonso E. Zobel de Ayala	5,181,773,320	-	-
5. Maria Rowena M. Tomeldan	5,128,609,020	53,164,300	-
6. Nathanael C. Go	7,452,170,956	-	-
7. Rex Ma. A. Mendoza	5,181,773,320	-	-
8. Renato O. Marzan	5,181,773,320	-	-
9. Cassandra Lianne S. Yap	5,181,773,320	-	-

10. Appointment of External Auditor and Fixing of its Remuneration

Upon the request of the Chairman, Mr. Rex Ma. A. Mendoza, Chairman of the Audit Committee, informed the stockholders that the Audit Committee in the performance of its oversight function, evaluated the performance of SGV, the Corporation's present auditor, during the past year and the Committee was satisfied with its performance. Thus, the Committee and the Board of Directors agreed to endorse the appointment of SGV as the Corporation's external auditor for the year 2022 for an audit fee of Five Hundred Twenty Two Thousand Five Hundred Pesos (Php522,500.00), net of value-added tax and out-of-pocket expenses up to 10% inflationary allowance.

The Secretary presented Resolution No. S-06-2022 proposed by management for the appointment of the Corporation's external auditor and fixing of its remuneration and reported that there were enough votes received for the approval of said resolution:

Resolution No. S-06-2022

RESOLVED, as endorsed by the Board of Directors, to approve the appointment of SyCip Gorres Velayo & Co. as the external auditor of the Corporation for the year 2022 for an audit fee of Five Hundred Twenty Two Thousand Five Hundred Pesos (Php522,500.00), net of value-added tax and out-of-pocket expenses up to 10% inflationary allowance.

As tabulated by the Committee Inspectors of Proxies and Ballots and validated by SGV, the votes for the adoption of Resolution No. S-06-2022 for the appointment of the Corporation's external auditor and fixing of their remuneration are as follows:

	For	Against	Abstain
Number of Shares Voted	5,434,039,724	-	-
% of Shares of Shareholders Present	99.98%	-	-

11. Other Matters

The Secretary informed the Chairman that there were no other matters that require consideration by the stockholders and that stockholders were notified that they may propose items for inclusion in the agenda but the Corporation did not receive any proposal. The Chairman then requested Ms. Ma. Rhodora P. dela Cuesta, the Compliance Manager of the Corporation, to read aloud the questions and comments together with the names of the stockholders who sent them.

Ms. dela Cuesta read the following questions received from stockholder Ms. Jobie Sta. Maria: (1) What are the company's plans for expansion? Is the company developing new technoparks this year? and (2) With

the acquisition of cold storage facilities in 2021, does the Company have growth targets for this business segment?

On the first question, Ms. Tomeldan replied that the Corporation is committed to building national footprint by being in key areas all over the country and on track in its target to have presence in ten (10) strategic locations and grow its warehouse GLA to 500,000 sqm by 2025. At present, the Corporation is in six (6) areas and has 288,000 sqm of warehouse GLA or 58% accomplishment of 500,000 GLA target. On the second question, Ms. Tomeldan stated that the Corporation entered the cold storage market in 2021 and currently has two (2) cold storage facilities in its portfolio. The Corporation intends to double the capacity by 2023 by building facilities in Pampanga and Batangas properties. Combining its capabilities in both cold and dry storage, the Corporation will be equipped to service both types of customers.

12. Adjournment

There being no other questions or comments from the stockholders and before adjourning the meeting, the Chairman informed the stockholders of the retirement of the Corporation's President/CEO, Ms. Tomeldan, and thanked her for her invaluable contribution and service as President and for her hard work in growing the Corporation. The Chairman mentioned that Ms. Tomeldan has been with the Corporation as a member of the Board of Directors since 2016 and as President since 2018 and she has brought her many years of experience to the Corporation and has steered the Corporation to greater heights, especially during the past two (2) years of the pandemic. The Chairman noted that although Ms. Tomeldan has retired as President, she will remain a member of the Board of Directors. The Chairman extended the Board's heartfelt gratitude to Ms. Tomeldan for the time, effort, and wisdom she has given in service to the Corporation and Ayala Land group, through all these years. The Chairman wished her success in her future endeavors.

Ms. Tomeldan thanked the Chairman. She expressed that it has been an honor and a privilege serving the Corporation and thanked the Board and her colleagues for their trust, guidance, and support. She added that she will continue to provide full support to the Corporation in her capacity as director.

The Chair then adjourned the meeting and informed the stockholders that a link will be posted to the recorded webcast of the meeting on the Corporation's website. Stockholders may raise any issues, clarifications, and concerns on the meeting conducted within two (2) weeks from posting of the link by sending an email to corporate.secretary@ayalalandlogistics.com.

The Chairman thanked everyone who joined the meeting. He noted that it has been a challenging year but the Corporation is optimistic that better days are ahead. He added that the Corporation shall continue to be resolute in seizing growth opportunities and creating higher value for its stakeholders. He wished all continued good health and asked them to take care and keep safe.



JUNE VEE D. MONTECLARO-NAVARRO

Corporate Secretary



NIMFA AMBROSIA L. PEREZ-PARAS

Assistant Corporate Secretary

Approved:

JOSE EMMANUEL H. JALANDONI
Chairman of the Board

ANNEX A

AyalaLand Logistics Holdings Corp.
2022 Annual Stockholders' Meeting

Attendance of stockholders

	Stockholder	No. of Shares	Appointee
	<i>By Proxy</i>		
1	Ayala Land, Inc.	4,467,752,834	Chairman of the meeting
2	Orion Land Inc.	49,444,216	Chairman of the meeting
3	Standard Chartered Bank	13,374,440	Chairman of the meeting
4	David C. Go	16,000,000	Chairman of the meeting
5	David Go Securities Corp.	236,266,404	Chairman of the meeting
6	Deutsche Bank Manila	207,600	Chairman of the meeting
7	Ma. Rhodora P. dela Cuesta	111,450	Chairman of the meeting
8	F. Yap Securities, Inc.	307,479,400	Chairman of the meeting
9	Felipe Yap	3,010,000	Chairman of the meeting
10	ESOWN Administrator 2019	103,398,180	Chairman of the meeting
11	ESOWN Administrator 2018	24,666,300	Chairman of the meeting
13	Citibank N.A.	211,839,900	Chairman of the meeting
14	The Hongkong and Shanghai Banking Corp.	488,000	Chairman of the meeting
	<i>Sub-Total</i>	<u>5,434,038,724</u>	
	<i>By Remote Communication</i>		
15	Bernard Vincent O. Dy	2	
16	Jaime Alfonso E. Zobel de Ayala	1	
17	Jose Emmanuel H. Jalandoni	2	
18	Maria Rowena M. Tomeldan	2	
19	Nathanael C. Go	1,025,000	
20	Renato O. Marzan	1	
21	Rex Ma. A. Mendoza	1	
	<i>Sub-Total</i>	<u>1,025,009</u>	
	<i>By Voting in Absentia</i>		
22	Julius J. Sanvictores	1,000	
	<i>Sub-Total</i>	<u>1,000</u>	
	TOTAL	<u>5,435,064,733</u>	

**STATEMENT OF MANAGEMENT'S RESPONSIBILITY
 FOR FINANCIAL STATEMENTS**

The management of AyalaLand Logistics Holdings Corp. (the Company) is responsible for the preparation and fair presentation of the consolidated financial statements including the schedules attached therein for the years ended December 31, 2022, 2021 and 2020, in accordance with the prescribed financial reporting framework indicated therein, and for such internal control as management determines is necessary to enable the preparation of the consolidated financial statements that are free from material misstatement, whether due to fraud or error.

In preparing the consolidated financial statements, management is responsible for assessing the Company's ability to continue as a going concern, disclosing, as applicable matters related to going concern and using the going concern basis of accounting unless management either intends to liquidate the Company or to cease operations, or has no realistic alternative but to do so.

The Board of Directors is responsible for overseeing the Company's financial reporting process.

The Board of Directors reviews and approves the consolidated financial statements including the schedules attached therein, and submits the same to the stockholders.

SyCip Gorres Velayo & Co., the independent auditor appointed by the stockholders, has audited the consolidated financial statements of the Company and its subsidiaries in accordance with Philippine Standards on Auditing, and in its report to the stockholders, has expressed its opinion on the fairness of presentation upon completion of such audit.



BERNARD VINCENT O. DY
 Chairman, Board of Directors



JOSE EMMANUEL H. JALANDONI
 President and Chief Executive Officer




FRANCIS M. MONTOJO
 Chief Finance Officer

SUBSCRIBED AND SWORN to before me this FEB 28 2023 at MAKATI CITY, affiants exhibiting to me their respective Passports, to wit:

Name	Passport No.	Date & Place of Issue
Bernard Vincent O. Dy	P7090533B	July 1, 2021 – DFA Manila
Jose Emmanuel H. Jalandoni	P6984078B	June 15, 2021 – DFA Manila
Francis M. Montojo	P9901740B	May 4, 2022 - DFA NCR South

Doc. No. 206
 Page No. 43
 Book No. XXXVII
 Series of 2023.

MARIA PAULA G. ROMERO-BAUTISTA
 Notary Public - Makati City
 Appt. No. 14-019 until December 31, 2023
 Roll of Attorneys No. 58335
 IBP No. 264594 - 01/03/2023 - Makati City
 TR No. 9566341MM - 01/03/2023 - Makati City
 MCLB Compliance No. VII-0020268 - 06/02/2022
 4th Floor Tower One and Exchange Plaza
 Ayala Triangle, Ayala Avenue
 Makati City, Philippines

Notary Public pursuant to Sec. 61
 of the TRAIN Act (amending
 Sec. 188 of the NIRC)
 attached on Notary Public's copy.

**AyalaLand Logistics Holdings Corp.
and Subsidiaries**

Consolidated Financial Statements
December 31, 2022 and 2021
and Years Ended December 31, 2022, 2021
and 2020

and

Independent Auditor's Report



INDEPENDENT AUDITOR'S REPORT

The Stockholders and the Board of Directors
AyalaLand Logistics Holdings Corp.

Opinion

We have audited the consolidated financial statements of AyalaLand Logistics Holdings Corp. (the Parent Company) and its subsidiaries (collectively referred to as "the Group"), which comprise the consolidated statements of financial position as at December 31, 2022 and 2021, and the consolidated statements of income, consolidated statements of comprehensive income, consolidated statements of changes in equity and consolidated statements of cash flows for each of the three years in the period ended December 31, 2022, and notes to the consolidated financial statements, including a summary of significant accounting policies.

In our opinion, the accompanying consolidated financial statements of AyalaLand Logistics Holdings Corp and Subsidiaries as at December 31, 2022 and 2021, and for each of the three years in the period ended December 31, 2022 are prepared in all material respects, in accordance with Philippine Financial Reporting Standards (PFRSs), as modified by the application of the financial reporting reliefs issued and approved by the Securities and Exchange Commission (SEC), as described in Note 2 to the consolidated financial statements.

Basis for Opinion

We conducted our audits in accordance with Philippine Standards on Auditing (PSAs). Our responsibilities under those standards are further described in the *Auditor's Responsibilities for the Audit of the Consolidated Financial Statements* section of our report. We are independent of the Group in accordance with the Code of Ethics for Professional Accountants in the Philippines (Code of Ethics) together with the ethical requirements that are relevant to our audit of the consolidated financial statements in the Philippines, and we have fulfilled our other ethical responsibilities in accordance with these requirements and the Code of Ethics. We believe that the audit evidence we have obtained is sufficient and appropriate to provide a basis for our opinion.

Emphasis of Matter

We draw attention to Note 2 to the consolidated financial statements which indicates that the consolidated financial statements have been prepared in accordance with PFRSs, as modified by the application of the financial reporting reliefs issued and approved by the SEC in response to the COVID-19 pandemic. The impact of the application of the financial reporting reliefs on the 2022 consolidated financial statements are discussed in detail in Note 2. Our opinion is not modified in respect of this matter.

Key Audit Matters

Key audit matters are those matters that, in our professional judgment, were of most significance in our audit of the consolidated financial statements of the current period. These matters were addressed in the context of our audit of the consolidated financial statements as a whole, and in forming our opinion



thereon, and we do not provide a separate opinion on this matter. For matter below, our description of how our audit addressed the matter is provided in that context.

We have fulfilled the responsibilities described in the *Auditor's Responsibilities for the Audit of the Consolidated Financial Statements* section of our report, including in relation to this matter. Accordingly, our audit included the performance of procedures designed to respond to our assessment of the risks of material misstatement of the consolidated financial statements. The results of our audit procedures, including the procedures performed to address the matter below, provide the basis for our audit opinion on the accompanying consolidated financial statements.

Provisions and Contingencies

The Group is involved in certain disputes for which the Group has recognized provisions for probable expenses, which may be incurred, and disclosed relevant information about such contingencies. This matter is important to our audit because the assessment of the potential outcome or liability involves significant management judgment and estimation.

The Group's disclosures about provisions and contingencies are included in Note 30 to the consolidated financial statements.

Audit Response

We reviewed management's assessment on whether any provisions should be recognized, and the estimation of such amounts and performed inspection of relevant supporting documents. We discussed with management the status of the disputes. We also reviewed the disclosures on provisions in the Group's consolidated financial statements.

Other Information

Management is responsible for Other Information. The Other Information comprises the information included in SEC Form 20 IS (Definitive Information Statement), SEC Form 17-A and Annual Report for the year ended December 31, 2022 but does not include the consolidated financial statements and our auditor's report thereon. The SEC Form 20 IS (Definitive Information Statement), SEC Form 17-A and Annual Report for the year ended December 31, 2022 are expected to be made available to us after the date of this auditor's report.

Our opinion on the consolidated financial statements does not cover Other Information and we will not express any form of assurance conclusion thereon.

In connection with our audits of the consolidated financial statements, our responsibility is to read Other Information identified above when it becomes available and, in doing so, consider whether such information is materially inconsistent with the consolidated financial statements or our knowledge obtained in the audits, or otherwise appears to be materially misstated.

Responsibilities of Management and Those Charged with Governance for the Consolidated Financial Statements

Management is responsible for the preparation and fair presentation of the consolidated financial statements in accordance with PFRSs, as modified by the application of financial reporting reliefs issued and approved by the SEC, as described in Note 2 to the consolidated financial statements, and for such internal control as management determines is necessary to enable the preparation of consolidated financial statements that are free from material misstatement, whether due to fraud or error.



In preparing the consolidated financial statements, management is responsible for assessing the Group's ability to continue as a going concern, disclosing, as applicable, matters related to going concern and using the going concern basis of accounting, unless management either intends to liquidate the Group or to cease operations, or has no realistic alternative but to do so.

Those charged with governance are responsible for overseeing the Group's financial reporting process.

Auditor's Responsibilities for the Audit of the Consolidated Financial Statements

Our objectives are to obtain reasonable assurance about whether the consolidated financial statements as a whole are free from material misstatement, whether due to fraud or error, and to issue an auditor's report that includes our opinion. Reasonable assurance is a high level of assurance, but is not a guarantee that an audit conducted in accordance with PSAs will always detect a material misstatement when it exists.

Misstatements can arise from fraud or error and are considered material if, individually or in the aggregate, they could reasonably be expected to influence the economic decisions of users taken on the basis of these consolidated financial statements.

As part of an audit in accordance with PSAs, we exercise professional judgment and maintain professional skepticism throughout the audit. We also:

- Identify and assess the risks of material misstatement of the consolidated financial statements, whether due to fraud or error, design and perform audit procedures responsive to those risks, and obtain audit evidence that is sufficient and appropriate to provide a basis for our opinion. The risk of not detecting a material misstatement resulting from fraud is higher than for one resulting from error, as fraud may involve collusion, forgery, intentional omissions, misrepresentations, or the override of internal control.
- Obtain an understanding of internal control relevant to the audit in order to design audit procedures that are appropriate in the circumstances, but not for the purpose of expressing an opinion on the effectiveness of the Group's internal control.
- Evaluate the appropriateness of accounting policies used and the reasonableness of accounting estimates and related disclosures made by management.
- Conclude on the appropriateness of management's use of the going concern basis of accounting and, based on the audit evidence obtained, whether a material uncertainty exists related to events or conditions that may cast significant doubt on the Group's ability to continue as a going concern. If we conclude that a material uncertainty exists, we are required to draw attention in our auditor's report to the related disclosures in the consolidated financial statements or, if such disclosures are inadequate, to modify our opinion. Our conclusions are based on the audit evidence obtained up to the date of our auditor's report. However, future events or conditions may cause the Group to cease to continue as a going concern.
- Evaluate the overall presentation, structure and content of the consolidated financial statements, including the disclosures, and whether the consolidated financial statements represent the underlying transactions and events in accordance with PFRSs, as modified by the application of financial reporting reliefs issued and approved by the SEC, as described in Note 2 to the consolidated financial statements.



- Obtain sufficient appropriate audit evidence regarding the financial information of the entities or business activities within the Group to express an opinion on the consolidated financial statements. We are responsible for the direction, supervision and performance of the audit. We remain solely responsible for our audit opinion.

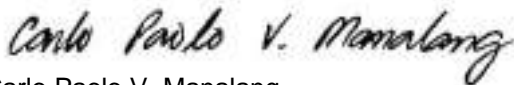
We communicate with those charged with governance regarding, among other matters, the planned scope and timing of the audit and significant audit findings, including any significant deficiencies in internal control that we identify during our audit.

We also provide those charged with governance with a statement that we have complied with relevant ethical requirements regarding independence, and to communicate with them all relationships and other matters that may reasonably be thought to bear on our independence, and where applicable, related safeguards.

From the matters communicated with those charged with governance, we determine those matters that were of most significance in the audit of the consolidated financial statements of the current period and are therefore the key audit matters. We describe these matters in our auditor's report unless law or regulation precludes public disclosure about the matter or when, in extremely rare circumstances, we determine that a matter should not be communicated in our report because the adverse consequences of doing so would reasonably be expected to outweigh the public interest benefits of such communication.

The engagement partner on the audit resulting in this independent auditor's report is
Carlo Paolo V. Manalang

SYCIP GORRES VELAYO & CO.



Carlo Paolo V. Manalang

Partner

CPA Certificate No. 111947

Tax Identification No. 210-730-804

BOA/PRC Reg. No. 0001, August 25, 2021, valid until April 15, 2024

SEC Partner Accreditation No. 111947-SEC (Group A)

Valid to cover audit of 2019 to 2023 financial statements of SEC covered institutions

SEC Firm Accreditation No. 0001-SEC (Group A)

Valid to cover audit of 2021 to 2025 financial statements of SEC covered institutions

BIR Accreditation No. 08-001998-127-2023, January 25, 2023, valid until January 24, 2026

PTR No. 9564656, January 3, 2023, Makati City

February 28, 2023



AYALALAND LOGISTICS HOLDINGS CORP. AND SUBSIDIARIES
CONSOLIDATED STATEMENTS OF FINANCIAL POSITION
(Amounts in Thousands)

	December 31	
	2022	2021
ASSETS		
Current Assets		
Cash and cash equivalents (Notes 4 and 32)	P450,618	P81,253
Receivables - current (Notes 5 and 32)	1,810,919	1,154,576
Real estate held for sale and development (Note 6)	4,384,142	3,398,017
Amounts owed by related parties (Notes 19 and 32)	509,777	1,244,921
Financial assets at fair value through profit or loss (Notes 8 and 32)	4,616	4,801
Other current assets (Note 9)	1,757,381	1,061,403
Total Current Assets	8,917,453	6,944,971
Noncurrent Assets		
Receivables - net of current portion (Notes 5 and 32)	2,193,044	1,128,026
Financial assets at fair value through other comprehensive income (Notes 7 and 32)	124,158	144,259
Investments in joint venture (Note 10)	181,145	-
Right-of-use asset (Note 29)	1,135,820	1,200,703
Investment properties (Note 11)	11,691,549	9,710,510
Property and equipment (Note 12)	1,090,015	723,459
Net pension assets (Note 25)	10,716	11,822
Deferred income tax assets - net (Note 26)	124,021	69,843
Other noncurrent assets (Notes 13 and 32)	173,582	451,743
Total Noncurrent Assets	16,724,050	13,440,365
	P25,641,503	P20,385,336
LIABILITIES AND EQUITY		
Current Liabilities		
Accounts payable and accrued expenses (Notes 15, 16 and 32)	P1,930,191	P1,411,170
Current portion of:		
Rental and other deposits (Notes 17 and 32)	483,761	370,043
Lease liabilities (Note 29)	597,711	221,072
Deferred rent income (Note 29)	6,702	10,649
Amounts owed to related parties (Notes 19 and 32)	3,675,169	1,594,424
Income tax payable	-	29,282
Total Current Liabilities	6,693,534	3,636,640
Noncurrent Liabilities		
Rental and other deposits - net of current portion (Notes 17 and 32)	298,342	351,907
Nontrade payable - noncurrent (Notes 11 and 14)	977,319	260,371
Long-term debt (Note 16)	2,463,160	1,965,297
Lease liabilities - net of current portion (Note 29)	1,134,842	1,549,509
Retention payable	120,396	75,034
Deferred rent income - net of current portion (Note 29)	6,068	4,887
Deferred income tax liabilities - net (Note 26)	244,195	92,371
Subscriptions payable (Notes 20 and 32)	481,675	481,675
Total Noncurrent Liabilities	5,725,997	4,781,051
Total Liabilities	12,419,531	8,417,691

(Forward)



	December 31	
	2022	2021
Equity (Note 18)		
Equity attributable to equity holders of the parent		
Paid-in capital	₱6,201,777	₱6,195,318
Additional paid-in capital	6,020,123	6,015,733
Shares held by a subsidiary (Note 18)	(144,377)	(144,377)
Equity reserves (Note 31)	(1,693,307)	(1,693,307)
Revaluation increment (Note 11)	182,750	189,779
Unrealized loss on financial assets at fair value through other comprehensive income (Note 7)	(1,097,151)	(1,089,687)
Loss on remeasurement of retirement benefits (Note 25)	(46,045)	(51,492)
Retained earnings	3,539,322	2,525,714
	12,963,092	11,947,681
Non-controlling interests (Notes 1 and 18)	258,880	19,964
Total Equity	13,221,972	11,967,645
	₱25,641,503	₱20,385,336

See accompanying Notes to Consolidated Financial Statements.



AYALALAND LOGISTICS HOLDINGS CORP. AND SUBSIDIARIES
CONSOLIDATED STATEMENTS OF INCOME
(Amounts in Thousands, Except Earnings Per Share)

	Years Ended December 31		
	2022	2021	2020
REVENUE			
Real estate sales (Note 28)	P2,354,266	P2,052,859	P1,275,511
Rental (Note 11)	1,071,145	781,557	851,975
Sale of electricity (Note 28)	274,675	1,066,185	1,568,434
Sale of storage services (Note 28)	115,527	47,745	-
Others (Note 29)	392,509	348,220	20,767
	4,208,122	4,296,566	3,716,687
COSTS AND EXPENSES			
Cost of real estate sold (Notes 6 and 23)	1,368,081	1,236,559	666,758
Cost of rental services (Notes 11 and 23)	1,018,779	881,126	555,087
Cost of purchased power and services	256,794	1,034,034	1,510,110
Operating expenses (Note 21)	174,089	199,846	205,579
	2,817,743	3,351,565	2,937,534
OTHER INCOME (CHARGES)			
Interest expense on lease liabilities (Note 29)	(150,160)	(151,409)	(150,240)
Discount on sale of financial asset (Note 5)	-	(56,264)	(29,550)
Interest income (expense) and bank charges - net (Note 24)	(68,136)	(24,316)	(67,990)
Dividend income (Notes 7 and 8)	-	235	131
Unrealized gain (loss) on financial assets at FVPL (Note 8)	(185)	60	262
Reversal of probable losses (Note 30)	-	5,135	31,000
Provision for probable losses (Note 30)	(6,000)	-	(5,000)
Gain on sale of investment property (Note 11)	-	-	94,064
Others - net	32,256	141,533	182,002
	(192,225)	(85,026)	54,679
INCOME BEFORE INCOME TAX	1,198,154	859,975	833,832
PROVISION FOR INCOME TAX (Note 26)	191,273	80,009	131,024
NET INCOME	P1,006,881	P779,966	P702,808
ATTRIBUTABLE TO:			
Equity holders of the Parent	P1,006,579	P784,114	P681,962
Non-controlling interests	302	(4,148)	20,846
	P1,006,881	P779,966	P702,808
EARNINGS PER SHARE (Note 27)			
Basic and diluted, for income for the year attributable to ordinary equity holders of the Parent	P0.16	P0.13	P0.11

See accompanying Notes to Consolidated Financial Statements.



AYALALAND LOGISTICS HOLDINGS CORP. AND SUBSIDIARIES
CONSOLIDATED STATEMENTS OF COMPREHENSIVE INCOME
(Amounts in Thousands)

	Years Ended December 31		
	2022	2021	2020
NET INCOME	P1,006,881	P779,966	P702,808
OTHER COMPREHENSIVE INCOME (LOSS)			
<i>Items that may not to be reclassified to profit or loss in subsequent periods:</i>			
Unrealized loss on equity financial assets at fair value through other comprehensive income (Note 7)	(9,670)	(458,540)	(50,631)
Gain (loss) on remeasurement of retirement benefits liability - net of tax (Note 25)	5,447	(34)	(951)
<i>Items that may be reclassified to profit or loss in subsequent years:</i>			
Unrealized gain (loss) on debt financial assets at fair value through other comprehensive income (Note 7)	-	(6,487)	15,425
	(4,223)	(465,061)	(36,157)
TOTAL COMPREHENSIVE INCOME	P1,002,658	P314,905	P666,651
ATTRIBUTABLE TO:			
Equity holders of the Parent	P1,004,562	P321,044	P642,914
Non-controlling interests	(1,904)	(6,139)	23,737
	P1,002,658	P314,905	P666,651

See accompanying Notes to Consolidated Financial Statements.



AYALALAND LOGISTICS HOLDINGS CORP. AND SUBSIDIARIES
(Formerly Prime Orion Philippines, Inc.)

CONSOLIDATED STATEMENTS OF CHANGES IN EQUITY
(Amounts in Thousands)

EQUITY ATTRIBUTABLE TO THE OWNERS OF THE PARENT

	Capital Stock	Additional Paid-in Capital	Shares Held by a Subsidiary (Note 18)	Equity Reserves (Note 31)	Revaluation Increment (Note 11)	Unrealized Valuation Gains (Losses) on Financial Assets at FVOCI (Note 7)	Losses on Remeasurement of Retirement Benefits Plan – net of tax (Note 25)	Retained Earnings	Total	Non-controlling Interests	Total
Balances at January 1, 2022	₱6,195,318	₱6,015,733	(₱144,377)	(₱1,693,307)	₱189,779	(₱1,089,687)	(₱51,492)	₱2,525,714	₱11,947,681	₱19,964	₱11,967,645
Net income	-	-	-	-	-	-	-	1,006,579	1,006,579	302	1,006,881
Other comprehensive income											
Unrealized valuation loss on financial assets at FVOCI (Note 7)	-	-	-	-	-	(7,464)	-	-	(7,464)	(2,206)	(9,670)
Loss on remeasurement of retirement benefit plan (Note 25)	-	-	-	-	-	-	5,447	-	5,447	-	5,447
Total comprehensive income	-	-	-	-	-	(7,464)	5,447	1,006,579	1,004,562	(1,904)	1,002,658
Collection of subscription receivable (Note 18)	6,459	4,390	-	-	-	-	-	-	10,849	-	10,849
Additions to NCI (Note 1)	-	-	-	-	-	-	-	-	-	240,820	240,820
Transfer of realized valuation increment (Note 11)	-	-	-	-	(7,029)	-	-	7,029	-	-	-
Balances at December 31, 2022	₱6,201,777	₱6,020,123	(₱144,377)	(₱1,693,307)	₱182,750	(₱1,097,151)	(₱46,045)	₱3,539,322	₱12,963,092	₱258,880	₱13,221,972

EQUITY ATTRIBUTABLE TO THE OWNERS OF THE PARENT

	Capital Stock	Additional Paid-in Capital	Shares Held by a Subsidiary (Note 18)	Equity Reserves (Note 31)	Revaluation Increment (Note 11)	Unrealized Valuation Gains (Losses) on Financial Assets at FVOCI (Note 7)	Losses on Remeasurement of Retirement Benefits Plan – net of tax (Note 25)	Retained Earnings	Total	Non-controlling Interests	Total
Balances at January 1, 2021	₱6,184,835	₱6,007,133	(₱144,377)	(₱1,601,567)	₱196,808	(₱626,651)	(₱51,458)	₱1,737,718	₱11,702,441	₱138,333	₱11,840,774
Net income	-	-	-	-	-	-	-	784,114	784,114	(4,148)	779,966
Other comprehensive income											
Unrealized valuation loss on financial assets at FVOCI (Note 7)	-	-	-	-	-	(463,036)	-	-	(463,036)	(1,991)	(465,027)
Loss on remeasurement of retirement benefit plan (Note 25)	-	-	-	-	-	-	(34)	-	(34)	-	(34)
Total comprehensive income	-	-	-	-	-	(463,036)	(34)	784,114	321,044	(6,139)	314,905
Collection of subscription receivable (Note 18)	10,483	5,138	-	-	-	-	-	-	15,621	-	15,621
Transfer of equity reserve due to ESOWN shares subscription (Note 31)	-	3,462	-	(3,462)	-	-	-	-	-	-	-
Acquisition of noncontrolling interest	-	-	-	(88,278)	-	-	-	-	(88,278)	(112,230)	(200,508)
Payment of stock transaction costs (Note 1)	-	-	-	-	-	-	-	(3,147)	(3,147)	-	(3,147)
Transfer of realized valuation increment (Note 11)	-	-	-	-	(7,029)	-	-	7,029	-	-	-
Balances at December 31, 2021	₱6,195,318	₱6,015,733	(₱144,377)	(₱1,693,307)	₱189,779	(₱1,089,687)	(₱51,492)	₱2,525,714	₱11,947,681	₱19,964	₱11,967,645



EQUITY ATTRIBUTABLE TO THE OWNERS OF THE PARENT

	Capital Stock	Additional Paid-in Capital	Shares Held by a Subsidiary (Note 18)	Equity Reserves (Note 31)	Revaluation Increment (Note 11)	Unrealized Valuation Gains (Losses) on Financial Assets at FVOCI (Note 7)	Losses on Remeasurement of Retirement Benefits Plan – net of tax (Note 25)	Retained Earnings	Total	Non-controlling Interests	Total
Balances at January 1, 2020	₱6,173,305	₱5,999,868	(₱144,377)	(₱1,598,198)	₱203,836	(₱587,704)	(₱50,507)	₱1,065,378	₱11,061,601	₱114,596	₱11,176,197
Net income	-	-	-	-	-	-	-	681,962	681,962	20,846	702,808
Other comprehensive income											
Losses on remeasurement of retirement benefit plan (Note 25)	-	-	-	-	-	-	(951)	-	(951)	-	(951)
Unrealized valuation (loss) on financial assets at FVOCI (Note 7)	-	-	-	-	-	(38,097)	-	-	(38,097)	2,891	(35,206)
Total comprehensive income	-	-	-	-	-	(38,097)	(951)	681,962	642,914	23,737	666,651
Collection of subscription receivable (Note 17)	11,530	4,390	-	-	-	-	-	-	15,920	-	15,920
Transfer of equity reserve due to ESOWN shares subscription (Note 31)	-	3,369	-	(3,369)	-	-	-	-	-	-	-
Declaration of dividends	-	(494)	-	-	-	-	-	(17,500)	(17,500)	-	(17,500)
Payment of stock transaction costs (Note 1)	-	(494)	-	-	-	-	-	-	(494)	-	(494)
Realized valuation gain transferred from equity to retained earnings (Note 7)	-	-	-	-	-	(850)	-	850	-	-	-
Transfer of realized valuation increment (Note 11)	-	-	-	-	(7,028)	-	-	7,028	-	-	-
Balances at December 31, 2020	₱6,184,835	₱6,007,133	(₱144,377)	(₱1,601,567)	₱196,808	(₱626,651)	(₱51,458)	₱1,737,718	₱11,702,441	₱138,333	₱11,840,774

See accompanying Notes to Consolidated Financial Statements.



AYALALAND LOGISTICS HOLDINGS CORP. AND SUBSIDIARIES
(Formerly Prime Orion Philippines, Inc.)

CONSOLIDATED STATEMENTS OF CASH FLOWS
(Amounts in Thousands)

	Years Ended December 31		
	2022	2021	2020
CASH FLOWS FROM OPERATING ACTIVITIES			
Income before income tax	P1,198,154	P859,975	P833,832
Adjustments for:			
Depreciation and amortization (Notes 11, 12, 13, 21 and 23)	385,802	351,071	309,768
Discount on sale of financial asset (Note 5)	-	56,264	29,550
Interest expense on lease liabilities (Note 29)	150,160	151,409	150,240
Interest expense and bank charges (Note 24)	157,033	75,806	104,755
Depreciation of right-of-use assets (Note 21, 23 and 29)	64,883	66,669	65,192
Provision for probable losses (Note 30)	6,000	-	5,000
Provision for (reversal of) impairment losses on:			
Receivables (Note 5)	-	29,137	31,619
Other current assets (Notes 9 and 21)	-	6,206	-
Dividend income (Notes 7 and 8)	-	(235)	(131)
Unrealized loss (gain) on financial assets at FVPL (Note 8)	185	(60)	(262)
Reversal of provision for probable losses (Note 30)	-	(5,135)	(31,000)
Interest income (Note 24)	(88,897)	(51,490)	(36,765)
Gain on sale of investment property (Note 11)	-	-	(94,064)
Operating income before working capital changes	1,873,320	1,539,617	1,367,734
Decrease (increase) in:			
Receivables	(1,668,909)	(1,529,032)	(339,863)
Real estate held for sale and development	(986,125)	(160,756)	(2,489)
Other current assets	(695,978)	(93,069)	3,161
Pension assets	7,108	(262)	1,367
Other noncurrent assets	279,040	(23,071)	119,744
Increase (decrease) in:			
Accounts payable and accrued expenses	42,932	(289,379)	(1,111,907)
Amounts owed to related parties	368,546	(16,822)	313,884
Rental and other deposits	59,799	(18,052)	(51,823)
Deferred rent income (Note 29)	(2,766)	(6,597)	13,237
Net cash flows generated from operations	(723,033)	(597,423)	313,045
Interest received	3,664	3,267	25,422
Interest paid	(4,650)	(7,814)	(39,028)
Income tax paid	(122,910)	(90,317)	(174,085)
Net cash flows from operating activities	(846,929)	(692,287)	125,354
CASH FLOWS FROM INVESTING ACTIVITIES			
Deductions from (additions to) amounts owed by related parties	767,370	(291,544)	(124,634)
Investment in joint venture (Note 10)	(181,145)	-	-
Settlement of nontrade payable relating to asset acquisition (Note 14)	(65,093)	-	-
Dividends received (Notes 7 and 8)	-	235	131
Acquisitions through business combination (Note 14)	-	(381,456)	-
Acquisition of:			
Investment properties (Note 11)	(1,212,322)	(473,723)	(694,745)
Property and equipment (Note 12)	(329,749)	(49,873)	(5,821)
Financial assets at FVOCI (Note 7)	-	-	(1,522)

(Forward)



	Years Ended December 31		
	2022	2021	2020
Proceeds from sale and maturity of:			
Investment properties	₱-	₱-	₱130,123
Financial assets at FVOCI (Note 7)	9,500	-	4,632
Net cash flows used in investing activities	(1,011,439)	(1,196,361)	(691,836)
CASH FLOWS FROM FINANCING ACTIVITIES			
Proceeds from loan availment	496,250	1,965,150	-
Proceeds from sale of receivables	-	1,254,653	688,752
Collection of subscription receivables and ESOWN subscription (Note 18)	10,849	15,621	15,920
Proceeds from amounts owed to related parties (Notes 19 and 33)	1,760,835	501,160	4,895
Payment of amounts owed to related parties (Notes 19 and 33)	(92,833)	(1,608,198)	(4,895)
Payment of subscription cost (Note 1)	-	(3,147)	(494)
Payment of principal portion of lease liabilities (Note 29)	(188,188)	(132,200)	(137,918)
Acquisition of non-controlling interest (Note 1)	240,820	(200,508)	-
Net cash flows from financing activities	2,227,733	1,792,531	566,260
NET INCREASE (DECREASE) IN CASH AND CASH EQUIVALENTS	369,365	(96,117)	(222)
CASH AND CASH EQUIVALENTS AT BEGINNING OF YEAR	81,253	177,370	177,592
CASH AND CASH EQUIVALENTS AT END OF YEAR (Note 4)	₱450,618	₱81,253	₱177,370

See accompanying Notes to Consolidated Financial Statements.



AYALALAND LOGISTICS HOLDINGS CORP. AND SUBSIDIARIES
(Formerly Prime Orion Philippines, Inc.)

NOTES TO CONSOLIDATED FINANCIAL STATEMENTS

1. Corporate and Group Information

Corporate Information

AyalaLand Logistics Holdings Corp. (ALLHC; the Parent Company) was incorporated and registered with the Philippine Securities and Exchange Commission (SEC) on May 19, 1989. The Parent Company's registered office address is 3rd Floor Glorietta 5, Ayala Center, Makati City. The Parent Company is a subsidiary of Ayala Land, Inc. (ALI). ALI's parent company is Ayala Corporation (AC). AC is 47.91% owned by Mermac, Inc. and the rest by the public as at December 31, 2022. Both ALI and AC are publicly-listed companies incorporated in the Philippines. The Parent Company is listed in the Philippine Stock Exchange.

ALLHC and its subsidiaries, collectively referred to as "the Group", have principal business interests in holding companies, commercial leasing, industrial lot sales and development, and retail electricity supply (see Note 28).

The accompanying consolidated financial statements of the Group as of December 31, 2022 and 2021, and for the years ended December 31, 2022, 2021 and 2020 were approved by the Board of Directors (BOD) in a meeting dated February 28, 2023.

Group Information

The consolidated financial statements include the accounts of the Parent Company and the following subsidiaries of the Group:

Subsidiaries	Nature of Business	Percentage of Ownership		
		2022	2021	2020
Laguna Technopark, Inc. (LTI)	Real Estate Development	100%	100%	95%
Ecozone Power Management, Inc. (EPMI)	Purchase, Supply and Delivery of Electricity and Cold Storage Operations	100%	100%	95%
Unity Realty & Development Corporation (URDC)	Real Estate Development	100%	100%	100%
Orion Land, Inc. (OLI)	Real Estate and Investment Holding Company	100%	100%	100%
Tutuban Properties, Inc. (TPI)	Real Estate, Mall Operations	100%	100%	100%
TPI Holdings Corporation (TPIHC)	Investment Holding Company	100%	100%	100%
Orion Property Developments, Inc. (OPDI)	Real Estate Development	100%	100%	100%
Orion Beverage, Inc. (OBI)*	Manufacturing	100%	100%	100%
LCI Commercial Ventures, Inc. (LCVI)	Real Estate, Warehouse Leasing Operations	100%	100%	100%
Luck Hock Venture Holdings, Inc. (LHVHI)*	Other Business Activities	60%	60%	60%
Orion Maxis, Inc. (OMI)*	Marketing and Administrative Services	100%	100%	100%
Orion I Holdings Philippines, Inc. (OIHPI)*	Financial Holding Company	100%	100%	100%
FLT Prime Insurance Corporation (FPIC)	Non-Life Insurance Company	78.77%	78.77%	78.77%
A-FLOW Land I Corp	Real Estate Leasing	60.00%	-	-
Orion Solutions, Inc. (OSI)*	Management Information Technology Consultancy Services	100%	100%	100%

* Inactive companies approved by their respective BOD for liquidation

All of the entities in the Group are incorporated in the Philippines.

The voting rights held by the Parent Company in its investments in subsidiaries are in proportion to its ownership interest.



LTI

LTI was incorporated on November 15, 1990 and is based in Laguna. LTI develops industrial parks and leases ready-built factory units and sells industrial lots to local and company locators.

On June 7, 2010, the BOD of LTI approved the setting up of a wholly owned subsidiary, EPMI, primarily to engage in the purchase, supply and delivery of electricity. EPMI was registered with the SEC on August 20, 2010.

In 2021, LTI infused additional capital to EPMI amounting to ₱314.75 million. The additional capital was used for acquisitions of cold storage facilities (see Note 14). Accordingly, EPMI paid documentary stamp tax amounting to ₱3.15 million on the original issuance of shares offset against retained earnings.

URDC

URDC owns a property in Pampanga, a prime location for the new industrial park of ALLHC, which caters to light and medium, non-polluting enterprises, from both global and local markets. The development will complement the overall plans of the Group as it envisions Pampanga Technopark to be a world-class industrial township.

On July 19, 2019, the Parent Company acquired from previous individual stockholders their entire outstanding shares of URDC representing 100% ownership.

The Parent Company partially paid the previous individual stockholders amounting to ₱1,184.70 million representing 50% of the total value of the shares. In September 2020, the Parent Company paid the first installment amounting to ₱716.84 million. The Parent Company has settled the remaining balance amounting to ₱477.89 million on September 16, 2021. This is accounted for as acquisition of an asset that does not constitute a business because the Group did not acquire a substantive process that significantly contribute to the ability to create outputs in order to be classified as a business.

The Group allocated the acquisition cost to inventory and investment property based on relative fair values (see Notes 6 and 11).

OLI

OLI operates a commercial building composed of a 5-storey shopping center and a 6-storey business processing outsourcing office with a gross leasable area of 60,000 square meters located along National Road, Alabang, Muntinlupa City.

TPI

TPI operates the Tutuban Center, a 20-hectare commercial complex located in Manila City. The Tutuban Center will be the location of the North-South Railway Project (NSRP) Transfer Station which will interconnect with the LRT 2 West Station (see Note 11).

On April 1, 2015, TPI signed a Memorandum of Understanding (MOU) with the Department of Transportation and Communication (DOTC) (now the Department of Transportation or DOTr) and Philippine National Railways (PNR) to formalize the agreement to cooperate in the finalization and implementation of plans of the North-South Railway Project (NSRP).

LCVI

LCVI was a top manufacturer of ceramic floor and wall tiles in the Philippines and has a manufacturing plant in Laguna. In 2012, LCVI suspended its manufacturing operations and started renting out its warehouses in July 2014.



FPIC

In March 2017, FPIC surrendered its Certificate of Authority as it was no longer compliant with the net worth requirement of ₱550.00 million of the Insurance Commission (IC) as of December 31, 2016.

On April 20, 2017, the IC issued a Servicing License to FPIC, with authority limited to the following:

- a. accepting contract price payments from the policy holders;
- b. paying or settling claims arising under its non-life coverage; and/or,
- c. such other related services.

On September 7, 2018, the IC approved the Servicing Plan of FPIC. Based on the approved plan, FPIC has until April 19, 2019 to service policies expiring in 2019 and 2020 and to settle outstanding liabilities and obligations of FPIC.

On July 11, 2019, FPIC has submitted to the IC its request for the release of the security deposit. Based on IC Circular Letter No. 2013-35 (Guidelines on the Release of Security Deposit), the following applicability conditions have to be met before such request can be made:

1. The Company has no license to do insurance business; and
2. The Company is not under conservatorship, receivership or liquidation of the IC.

The above two (2) conditions have been met by FPIC.

On November 22, 2019, FPIC applied for the renewal of its Servicing License with the IC for one year or until December 31, 2020. The said renewal of license was made to conform with one year 'waiting period' for the claimants to file, submit or report to the IC any claim against FPIC. The waiting period will commence from the last publication date of the 'Notice to the Public' regarding FPIC's request for the release of its security deposit.

On January 4, 2021, the Insurance Commission approved FPIC's request for the termination of the servicing proceedings and withdrawal of the security deposit, subject to the following conditions,

1. FPIC, through its President, shall submit to the Commission a duly Notarized Undertaking and Quit Claim;
2. With respect to FPIC's request for the withdrawal of security deposit, it is worth stressing that though the said fund is exclusively earmarked for the payment of the company's liabilities to its policyholders, as distinguished from its corporate liabilities, the Commission has opined that the same may be applied to the latter, since any excess in the security deposit will in effect convert the same to its corporate assets.
3. The Commission has approved FPIC's withdrawal of security deposit, which shall be less by the value of the company's outstanding liabilities to its policyholders and other creditors, subject to the company's submission of the original or certified true copy of the notarized list of all outstanding liabilities.

FPIC's full compliance to the above conditions will trigger the Commission to proceed in the processing of the said request by publishing the required Notice of Withdrawal, as well as its issuance of the Certificate of Withdrawal, declaring FPIC's insurance business in the Philippines as officially withdrawn.

On May 27, 2021, FPIC received approval from the IC for the release of the security deposit.



Inactive Companies

On September 2, 2016, the BOD of OMI and OSI approved and authorized the dissolution and liquidation of OMI and OSI by shortening their corporate term up to December 31, 2016.

On October 20, 2017, the BOD of OIHPI, OBI, LHVHI and TPIHC approved and authorized the dissolution and liquidation of these companies by shortening their corporate term up to December 31, 2017.

A-FLOW Land I Corp.

A-FLOW Land I Corp (A-FLOW Land) was incorporated and registered with the Philippine Securities and Exchange Commission (SEC) on August 12, 2022. On October 4, 2022, ALLHC entered into subscription agreement with Flow Luna I Property Pte. Ltd (FLOW) representing 60% interest in A-FLOW Land. A-FLOW Land's primary purpose is to invest in, deal, purchase or otherwise acquire and own, hold, use, lease, develop, manage, sell, assign, transfer, mortgage, pledge, hypothecate, exchange or otherwise dispose of real property of every kind and description, including lands, buildings, machines, whether for residential, commercial, agricultural, industrial or other purpose; construct or cause to be constructed on any such real property buildings, structures, improvements, and other appurtenances; and to rebuild, enlarge, alter, develop or improve any such buildings, structures, improvements, and appurtenances. Incorporation of A-FLOW Land resulted to the increase in the Group's non-controlling interest amounting to P240.82 million.

Acquisition of Non-controlling Interest

On March 19, 2021, ALLHC purchased additional 2,013 LTI shares from non-controlling interests of Mitsubishi Corporation. The transaction was accounted as an equity transaction since there was no change in control. The movements within equity are accounted for as follows:

	Consideration Paid	Carrying value of Non-controlling interests	Difference recognized within Equity
	<i>(In Thousands, except for %)</i>		
5% in MC	P200.51	P112.23	P88.28

Material Partly-Owned Subsidiaries with Material Economic Ownership Interest

Information of the subsidiary that have material non-controlling economic interests follows:

LTI

	2022	2021	2020
	<i>(In Thousands, except for %)</i>		
Proportion of equity interests held by non-controlling interest	-%	-%	1.21%
Voting rights held by non-controlling interest	-%	-%	5%
Accumulated balances of non-controlling interest	P-	P-	P143,033
Net income allocated to non-controlling interest	-	2,032	21,436
Comprehensive income allocated to material non-controlling interest	-	-	21,436



A-FLOW Land I Corp

	2022	2021	2020
	<i>(In Thousands, except for %)</i>		
Proportion of equity interests held by non-controlling interest	40%	-%	-%
Voting rights held by non-controlling interest	40%	-%	-%
Accumulated balances of non-controlling interest	P240,820	P-	P-
Net income allocated to non-controlling interest	62.88	-	-
Comprehensive income allocated to material non-controlling interest	62.88	-	-

2. Summary of Significant Accounting and Financial Reporting Policies

Basis of Preparation

The consolidated financial statements have been prepared on a historical cost basis, except for the debt and equity financial assets measured at fair value. The consolidated financial statements are presented in Philippine Peso, which is the Parent Company's functional currency. All amounts are rounded off to the nearest thousand (P1,000), except when otherwise indicated.

The consolidated financial statements provide comparative information in respect of the previous period.

Statement of Compliance

The consolidated financial statements of the Group have been prepared in accordance with Philippine Financial Reporting Standards (PFRSs), as modified by the application of the financial reporting relief on the accounting for significant financing components as issued and approved by the SEC in response to the COVID-19 pandemic.

The Group has availed of the relief granted by the SEC under Memorandum Circular (MC) No. 34-2020 which further extended the deferral of PIC Q&A 2018-12-D (assessment if the transaction price includes a significant financing component) until December 31, 2023.

The details and the impact of the adoption of the above financial reporting reliefs are discussed in the Adoption of New and Amended Accounting Standards and Interpretations section of Note 2.

PFRSs include Philippine Financial Reporting Standards, Philippine Accounting Standards and Interpretations issued by the Philippine Interpretations Committee (PIC).

Basis of Consolidation

The consolidated financial statements comprise the financial statements of the Group as of December 31, 2022 and 2021 and for each of the three years in the period ended December 31, 2022.

Subsidiaries are consolidated from the date on which control is transferred to the Group and cease to be consolidated from the date on which control is transferred out of the Group. Assets, liabilities, income and expenses of a subsidiary acquired or disposed of during the year are included in the consolidated financial statements from the date the Group gains control until the date the group ceases control over a subsidiary.

Control is achieved when the Group is exposed, or has rights, to variable returns from its involvement with the investee and has the ability to affect those returns through its power over the investee. Specifically, the Group controls an investee if and only if the Group has:

- a. power over the investee (i.e., existing rights that give it the current ability to direct the relevant activities of the investee);



- b. exposure, or rights, to variable returns from its involvement with the investee; and
- c. the ability to use its power over the investee to affect its returns.

Generally, there is a presumption that a majority of voting rights result in control.

When the Group has less than a majority of the voting or similar rights of an investee, the Group considers all relevant facts and circumstances in assessing whether it has power over an investee, including:

- a. the contractual arrangement with the other vote holders of the investee;
- b. rights arising from other contractual arrangements; and
- c. the Group's voting rights and potential voting rights.

The Group reassesses whether or not it controls an investee if facts and circumstances indicate that there are changes to one or more of the three elements of control.

The financial statements of the subsidiaries are prepared for the same accounting period as the Parent Company using uniform accounting policies. All significant intercompany transactions and balances between and among the Group, including intercompany profits and unrealized profits, are eliminated in the consolidation.

Non-controlling interests represent the portion of profit or loss and net assets in the subsidiaries not held by the Group and are presented separately in the consolidated statement of income, consolidated statement of comprehensive income and within equity in the consolidated statement of financial position, separately from the equity holders of the parent.

A change in the ownership interest of a subsidiary, without a loss of control, is accounted for as an equity transaction. Any difference between the amount by which the non-controlling interests are adjusted and the fair value of the consideration paid or received is recognized directly in equity as "Equity reserve" and attributed to the owners of the Parent Company.

If the Group loses control over a subsidiary, it derecognizes the related assets (including goodwill), liabilities, non-controlling interests and other components of equity, while the resultant gain or loss is recognized in profit or loss. Any investment retained is recognized at fair value.

Changes in Accounting Policies and Disclosures

The accounting policies adopted are consistent with those of the previous financial year, except for the adoption of new standards effective as at January 1, 2022. The Group has not early adopted any standard, interpretation or amendment that has been issued but is not yet effective.

Unless otherwise indicated, adoption of these new standards did not have an impact on the consolidated financial statements of the Group.

- Amendments to PFRS 3, *Reference to the Conceptual Framework*

The amendments are intended to replace a reference to the Framework for the Preparation and Presentation of Financial Statements, issued in 1989, with a reference to the Conceptual Framework for Financial Reporting issued in March 2018 without significantly changing its requirements. The amendments added an exception to the recognition principle of PFRS 3, *Business Combinations* to avoid the issue of potential 'day 2' gains or losses arising for liabilities and contingent liabilities that would be within the scope of PAS 37, *Provisions, Contingent Liabilities and Contingent Assets* or Philippine-IFRIC 21, *Levies*, if incurred separately.

At the same time, the amendments add a new paragraph to PFRS 3 to clarify that contingent assets do not qualify for recognition at the acquisition date.



- Amendments to PAS 16, *Property, Plant and Equipment: Proceeds before Intended Use*

The amendments prohibit entities deducting from the cost of an item of property, plant and equipment, any proceeds from selling items produced while bringing that asset to the location and condition necessary for it to be capable of operating in the manner intended by management. Instead, an entity recognizes the proceeds from selling such items, and the costs of producing those items, in profit or loss.

- Amendments to PAS 37, *Onerous Contracts – Costs of Fulfilling a Contract*

The amendments specify which costs an entity needs to include when assessing whether a contract is onerous or loss-making. The amendments apply a “directly related cost approach”. The costs that relate directly to a contract to provide goods or services include both incremental costs and an allocation of costs directly related to contract activities. General and administrative costs do not relate directly to a contract and are excluded unless they are explicitly chargeable to the counterparty under the contract.

- *Annual Improvements to PFRSs 2018-2020 Cycle*

- Amendments to PFRS 1, *First-time Adoption of Philippines Financial Reporting Standards, Subsidiary as a first-time adopter*

The amendment permits a subsidiary that elects to apply paragraph D16(a) of PFRS 1 to measure cumulative translation differences using the amounts reported in the parent’s consolidated financial statements, based on the parent’s date of transition to PFRS, if no adjustments were made for consolidation procedures and for the effects of the business combination in which the parent acquired the subsidiary. This amendment is also applied to an associate or joint venture that elects to apply paragraph D16(a) of PFRS 1.

- Amendments to PFRS 9, *Financial Instruments, Fees in the ‘10 per cent’ test for derecognition of financial liabilities*

The amendment clarifies the fees that an entity includes when assessing whether the terms of a new or modified financial liability are substantially different from the terms of the original financial liability. These fees include only those paid or received between the borrower and the lender, including fees paid or received by either the borrower or lender on the other’s behalf.

- Amendments to PAS 41, *Agriculture, Taxation in fair value measurements*

The amendment removes the requirement in paragraph 22 of PAS 41 that entities exclude cash flows for taxation when measuring the fair value of assets within the scope of PAS 41.

Future Changes in Accounting Policies

Pronouncements issued but not yet effective are listed below. Unless otherwise indicated, the Group does not expect that the future adoption of the said pronouncements will have a significant impact on its consolidated financial statements. The Group intends to adopt the following pronouncements when they become effective.

Effective beginning on or after January 1, 2023

- Amendments to PAS 1 and PFRS Practice Statement 2, Disclosure of Accounting Policies
- Amendments to PAS 8, Definition of Accounting Estimates
- Amendments to PAS 12, Deferred Tax related to Assets and Liabilities arising from a Single Transaction



Effective beginning on or after January 1, 2024

- Amendments to PAS 1, Classification of Liabilities as Current or Non-current
- Amendments to PFRS 16, Lease Liability in a Sale and Leaseback

Effective beginning on or after January 1, 2025

- PFRS 17, Insurance Contracts

Deferred effectivity

- Amendments to PFRS 10, Consolidated Financial Statements, and PAS 28, Sale or Contribution of Assets between an Investor and its Associate or Joint Venture

Current versus Noncurrent Classification

The Group presents assets and liabilities in its statement of financial position based on a current and noncurrent classification.

An asset is current when it is:

- a. Expected to be realized or intended to be sold or consumed in normal operating cycle;
- b. Held primarily for the purpose of trading;
- c. Expected to be realized within twelve months after the reporting period; or
- d. Cash or cash equivalent unless restricted from being exchanged or used to settle a liability for at least twelve months after the reporting period.

All other assets are classified as non-current.

A liability is current when:

- a. It is expected to be settled in normal operating cycle;
- b. It is held primarily for the purpose of trading;
- c. It is due to be settled within twelve months after the reporting period; or
- d. There is no unconditional right to defer the settlement of the liability for at least twelve months after the reporting period.

The Group classifies all other liabilities as noncurrent.

Deferred tax assets and liabilities are classified as noncurrent assets and liabilities.

Fair Value Measurement

Fair value is the price that would be received to sell an asset or paid to transfer a liability in an orderly transaction between market participants at the measurement date. The fair value measurement is based on the presumption that the transaction to sell the asset or transfer the liability takes place either: (i) in the principal market for the asset or liability, or (ii) in the absence of a principal market, the most advantageous market for the asset or liability.

The principal or the most advantageous market must be accessible to the Group. The fair value of an asset or a liability is measured using the assumptions that market participants would use when pricing the asset or liability, assuming that market participants act in their economic best interest.

The Group uses valuation techniques that are appropriate in the circumstances and for which sufficient data are available to measure fair value, maximizing the use of relevant observable inputs and minimizing the use of unobservable inputs.

All assets and liabilities for which fair value is measured or disclosed in the consolidated financial statements are categorized within the fair value hierarchy, described as follows, based on the lowest level input that is significant to the fair value measurement as a whole:

- Level 1 - Quoted (unadjusted) market prices in active markets for identical assets or liabilities
- Level 2 - Valuation techniques for which the lowest level input that is significant to the fair value measurement is directly or indirectly observable



- Level 3 - Valuation techniques for which the lowest level input that is significant to the fair value measurement is unobservable

For financial assets and liabilities that are recognized in the consolidated financial statements on a recurring basis, the Group determines whether transfers have occurred between Levels in the hierarchy by re-assessing categorization (based on the lowest level input that is significant to the fair value measurement as a whole) at each end of the reporting period.

The fair value of financial instruments that are actively traded in organized financial markets is determined by reference to quoted market close prices at the close of business at the end of the reporting period. Financial instruments for which the fair value cannot be reasonably determined are carried at cost less any impairment in value.

For financial instruments where there is no active market, fair value is determined using valuation techniques. Such techniques include comparison to similar investments for which market observable prices exist and discounted cash flow analysis or other valuation models.

For the purpose of fair value disclosures, the Group has determined the classes of assets and liabilities on the basis of the nature, characteristics and risks of the asset or liability and the level of the fair value hierarchy.

Cash and Cash Equivalents

Cash includes cash on hand and in banks. Cash equivalents are short-term, highly liquid investments that are readily convertible to known amounts of cash with original maturities of three (3) months or less from dates of placement and that are subject to an insignificant risk of change in value.

Financial Instruments

Date of recognition

The Group recognizes a financial asset or a financial liability in the consolidated statement of financial position when it becomes a party to the contractual provisions of the instrument. Purchases or sales of financial assets that require delivery of assets within the time frame established by regulation or convention in the marketplace are recognized on the settlement date.

Financial assets

Initial recognition and measurement

Financial assets are classified, at initial recognition, as subsequently measured at amortized cost, fair value through other comprehensive income (OCI), and fair value through profit or loss.

The classification of financial assets at initial recognition depends on the financial asset's contractual cash flow characteristics and the Group's business model for managing them. The Group initially measures a financial asset at its fair value plus, in the case of a financial asset not at fair value through profit or loss, transaction costs.

In order for a financial asset to be classified and measured at amortized cost or fair value through OCI, it needs to give rise to cash flows that are 'solely payments of principal and interest (SPPI)' on the principal amount outstanding. This assessment is referred to as the SPPI test and is performed at an instrument level.

The Group's business model for managing financial assets refers to how it manages its financial assets in order to generate cash flows. The business model determines whether cash flows will result from collecting contractual cash flows, selling the financial assets, or both.

Subsequent measurement

For purposes of subsequent measurement, financial assets are classified in four categories:

- Financial assets at amortized cost (debt instruments)
- Financial assets at fair value through OCI with recycling of cumulative gains and losses (debt instruments)



- Financial assets designated at fair value through OCI with no recycling of cumulative gains and losses upon derecognition (equity instruments)
- Financial assets at fair value through profit or loss

Financial assets at amortized cost

This category is the most relevant to the Group. The Group measures financial assets at amortized cost if both of the following conditions are met:

- The financial asset is held within a business model with the objective to hold financial assets in order to collect contractual cash flows; and
- The contractual terms of the financial asset give rise on specified dates to cash flows that are solely payments of principal and interest on the principal amount outstanding.

Financial assets at amortized cost are subsequently measured using the effective interest (EIR) method and are subject to impairment. Gains and losses are recognized in profit or loss when the asset is derecognized, modified or impaired.

The Group's financial assets at amortized cost includes cash and cash equivalents, short-term investments, receivables and amounts owed to related parties.

Disposal of financial assets at amortized cost

When financial assets at amortized cost are disposed, these are assessed whether the Group is consistent with its objective of collecting contractual cash flows until maturity. In the event that disposals have been concluded as infrequent and insignificant, the financial assets continue to be accounted at amortized cost (see Note 5).

Financial assets at fair value through OCI (debt instruments)

The Group measures debt instruments at fair value through OCI if both of the following conditions are met:

- (a) The financial asset is held within a business model with the objective of both holding to collect contractual cash flows and;
- (b) Selling and the contractual terms of the financial asset give rise on specified dates to cash flows that are solely payments of principal and interest on the principal amount outstanding

For debt instruments at fair value through OCI, interest income, foreign exchange revaluation and impairment losses or reversals are recognized in profit or loss and computed in the same manner as for financial assets measured at amortized cost. The remaining fair value changes are recognized in OCI. Upon derecognition, the cumulative fair value change recognized in OCI is recycled to profit or loss.

The Group's debt instruments at fair value through OCI includes government securities owned by the Group.

Financial assets designated at fair value through OCI (equity instruments)

Upon initial recognition, the Group can elect to classify irrevocably its equity investments as equity instruments designated at fair value through OCI when they meet the definition of equity under PAS 32, *Financial Instruments: Presentation* and are not held for trading. The classification is determined on an instrument-by-instrument basis.

Gains and losses on these financial assets are never recycled to profit or loss. Dividends are recognized as other income in profit or loss when the right of payment has been established, except when the Group benefits from such proceeds as a recovery of part of the cost of the financial asset, in which case, such gains are recorded in OCI. Equity instruments designated at fair value through OCI are not subject to impairment assessment.

The Group's financial assets at fair value through OCI includes investments in quoted and unquoted equity instruments.



Financial assets at fair value through profit or loss

Financial assets at fair value through profit or loss include financial assets held for trading, financial assets designated upon initial recognition at fair value through profit or loss, or financial assets mandatorily required to be measured at fair value. Financial assets are classified as held for trading if they are acquired for the purpose of selling or repurchasing in the near term. Derivatives, including separated embedded derivatives, are also classified as held for trading unless they are designated as effective hedging instruments. Financial assets with cash flows that are not solely payments of principal and interest are classified and measured at fair value through profit or loss, irrespective of the business model. Notwithstanding the criteria for debt instruments to be classified at amortized cost or at fair value through OCI, as described above, debt instruments may be designated at fair value through profit or loss on initial recognition if doing so eliminates, or significantly reduces, an accounting mismatch.

Financial assets at fair value through profit or loss are carried in the consolidated statement of financial position at fair value with net changes in fair value recognized in profit or loss.

Derecognition

A financial asset (or, where applicable, a part of a financial asset or part of a group of similar financial assets) is primarily derecognized (i.e., removed from the consolidated statement of financial position) when:

- The rights to receive cash flows from the asset have expired, or,
- The Group has transferred its rights to receive cash flows from the asset or has assumed an obligation to pay the received cash flows in full without material delay to a third party under a 'pass-through' arrangement; and either (a) the Group has transferred substantially all the risks and rewards of the asset, or (b) the Group has neither transferred nor retained substantially all the risks and rewards of the asset, but has transferred control of the asset

When the Group has transferred its rights to receive cash flows from an asset or has entered into a pass-through arrangement, it evaluates if, and to what extent, it has retained the risks and rewards of ownership. When it has neither transferred nor retained substantially all of the risks and rewards of the asset, nor transferred control of the asset, the Group continues to recognize the transferred asset to the extent of its continuing involvement. In that case, the Group also recognized an associated liability. The transferred asset and the associated liability are measured on a basis that reflects the rights and obligations that the Group has retained.

Continuing involvement that takes the form of a guarantee over the transferred asset is measured at the lower of the original carrying amount of the asset and the maximum amount of consideration that the Group could be required to repay.

Impairment of financial assets

The Group recognizes an allowance for expected credit losses (ECLs) for all debt instruments not held at fair value through profit or loss. ECLs are based on the difference between the contractual cash flows due in accordance with the contract and all the cash flows that the Group expects to receive, discounted at an approximation of the original effective interest rate. The expected cash flows will include cash flows from other credit enhancements (e.g., lessee's deposit) that are integral to the contractual terms.

For trade receivables except real estate receivable, the Group applies a simplified approach in calculating ECLs. The Group does not track changes in credit risk, instead, recognizes a loss allowance based on lifetime ECLs at each reporting date. The Group has established a provision matrix that is based on its historical credit loss experience, adjusted for forward-looking factors specific to the debtors and the economic environment.

Vintage approach accounts for expected credit losses by calculating the cumulative loss rates of a given real estate receivable pool. It derives the probability of default from the historical data of a homogenous portfolio that share the same origination period. The information on the number of defaults during fixed time intervals of the accounts is utilized to create the probability of default model.



It allows the evaluation of the loan activity from its origination period until the end of the contract period. In addition to primary drivers like macroeconomic indicators of qualitative factors such as, but not limited to, forward-looking data on inflation rate was added to the expected loss calculation to reach a forecast supported by both quantitative and qualitative data points.

The probability of default is applied to the estimate of the loss arising on default which is based on the difference between the contractual cash flows due and those that the Group would expect to receive, including from the repossession of the subject real estate property, net of cash outflows. For purposes of calculating loss given default, accounts are segmented based on the type of facility. In calculating the recovery rates, the Group considered collections of cash and/or cash from resale of real estate properties after foreclosure, net of direct costs of obtaining and selling the real estate properties after the default event such as commission and refurbishment. As these are future cash flows, these are discounted back to the time of default using the appropriate effective interest rate, usually being the original effective interest rate (EIR) or an approximation thereof.

The Group considers a financial asset in default generally when contractual payments are 30 days past due for commercial leasing and 90 days past due for real estate and property development or when sales are cancelled supported by a notarized cancellation letter executed by the Group and customer. However, in certain cases, the Group may also consider a financial asset to be in default when internal or external information indicates that the Group is unlikely to receive the outstanding contractual amounts in full before taking into account any credit enhancements held by the Group.

For other financial assets such as nontrade receivables, insurance receivables, amounts owed by related parties, refundable deposits and other receivables, ECLs are recognized in two stages. For credit exposures for which there has not been a significant increase in credit risk since initial recognition, ECLs are provided for credit losses that result from default events that are possible within the next 12-months (a 12-month ECL). For those credit exposures for which there has been a significant increase in credit risk since initial recognition, a loss allowance is required for credit losses expected over the remaining life of the exposure, irrespective of the timing of the default (a lifetime ECL).

For cash and cash equivalents and short-term investments, the Group applies the low credit risk simplification. The Group uses the ratings from Standard and Poor's (S&P), Moody's and Fitch to determine whether the debt instrument has significantly increased in credit risk (i.e., no longer low credit risk). The probability of default and loss given defaults are publicly available and are used by the Group to estimate ECLs. It is the Group's policy to measure ECLs on such instruments on a 12-month basis. However, when there has been a significant increase in credit risk since origination, the allowance will be based on the lifetime ECL.

The Group's debt instruments at fair value through OCI comprise solely of government securities. The Group considers a debt investment security to have low credit risk when its credit risk rating is equivalent to the globally understood definition of 'investment grade'.

Financial liabilities

Initial recognition and measurement

Financial liabilities are classified, at initial recognition, as financial liabilities at fair value through profit or loss, loans and borrowings, payables, or as derivatives designated as hedging instruments in an effective hedge, as appropriate.

All financial liabilities are recognized initially at fair value and, in the case of loans and borrowings and payables, net of directly attributable transaction costs.

The Group's financial liabilities include "Accounts payable and accrued expenses" (other than "Taxes payable" which is covered by other accounting standard), "Amounts owed to related parties", "Subscriptions payable", "Rental and other deposits" and "Lease liabilities".



Subsequent measurement

The measurement of financial liabilities depends on their classification, as described below:

Financial liabilities at fair value through profit or loss

Financial liabilities at fair value through profit or loss include financial liabilities held for trading and financial liabilities designated upon initial recognition as at fair value through profit or loss.

Financial liabilities are classified as held for trading if they are incurred for the purpose of repurchasing in the near term. This category also includes derivative financial instruments entered into by the Group that are not designated as hedging instruments in hedge relationships as defined by PFRS 9. Separated embedded derivatives are also classified as held for trading unless they are designated as effective hedging instruments.

Gains or losses on liabilities held for trading are recognized in profit or loss.

Financial liabilities designated upon initial recognition at fair value through profit or loss are designated at the initial date of recognition, and only if the criteria in PFRS 9 are satisfied. The Group has not designated any financial liability as at fair value through profit or loss.

Other Financial Liabilities

This is the category most relevant to the Group and includes liabilities arising from operations.

Other financial liabilities are recognized initially at fair value and are subsequently carried at amortized cost, taking into account the impact of applying the effective interest method of amortization (or accretion) for any related premium, discount and any directly attributable transaction costs. Gains and losses on other financial liabilities are recognized in the consolidated statement of income when the liabilities are derecognized, as well as through the amortization process.

The Group's long-term debt, amounts owed to related parties, accounts payable and accrued expenses and rental and other deposits are classified under this category.

Derecognition

A financial liability is derecognized when the obligation under the liability is discharged or cancelled or expires. When an existing financial liability is replaced by another from the same lender on substantially different terms, or the terms of an existing liability are substantially modified, such an exchange or modification is treated as the derecognition of the original liability and the recognition of a new liability. The difference in the respective carrying amounts is recognized in profit or loss.

Offsetting of financial instruments

Financial assets and financial liabilities are offset and the net amount is reported in the consolidated statement of financial position if there is a currently enforceable legal right to offset the recognized amounts and there is an intention to settle on a net basis, to realize the assets and settle the liabilities simultaneously.

Real Estate Held for Sale and Development

Real estate held for sale and development is carried at the lower of cost and NRV. NRV is the selling price in the ordinary course of business, less the costs of completion, marketing and distribution. Cost includes acquisition cost of the land plus development and improvement costs.

Other Current Assets

Other current assets are resources that the Group expects to consume or realize within its operating cycle. These are carried at cost, less any impairment in value. Included under these are creditable withholding taxes (CWTs), input value added tax (VAT), and prepayments.

CWTs

CWTs represent taxes withheld by the Group's customer on sale of goods and services which are claimed against income tax due. The excess over the income tax payable is either carried over in the succeeding period for the same purpose or claimed for refund.



VAT

Revenues, expenses, and assets are recognized net of the amount of VAT, if applicable.

When VAT from sales of goods and/or services (output VAT) exceeds VAT passed on from purchases of goods or services (input VAT), the excess is recognized as payable in the consolidated statement of financial position. When VAT passed on from purchases of goods or services (input VAT) exceeds VAT from sales of goods and/or services (output VAT), the excess is recognized as an asset in the consolidated statement of financial position to the extent of the recoverable amount.

The net amount of VAT recoverable from the taxation authority is included as part of "Other current assets" and "Other noncurrent assets" in the consolidated statement of financial position.

Prepayments

Prepayments are expenses paid in advance and recorded as asset before they are utilized. Prepaid expenses are apportioned to expense over the period covered by the payment and charged to the appropriate expense accounts when incurred.

Investments in Joint Ventures

Investments in joint ventures are accounted under the equity method of accounting. A joint arrangement is a contractual arrangement whereby two or more parties undertake an economic activity that is subject to joint control, and a joint venture is a joint arrangement that involves the establishment of a separate entity in which each venturer has an interest.

An investment is accounted using the equity method from the day it becomes a joint venture. On acquisition of investment, the excess of the cost of investment over the investor's share in the net fair value of the investee's identifiable assets, liabilities and contingent liabilities is accounted for as a subsumed goodwill and included in the carrying amount of the investment and not amortized. Any excess of the investor's share of the net fair value of the investee's identifiable assets, liabilities and contingent liabilities over the cost of the investment is excluded from the carrying amount of the investment, and instead included in the determination of the share in the earnings of the investees.

Under the equity method, the investments in the investee companies are carried in the consolidated statement of financial position at cost plus post-acquisition changes in the Group's share in the net assets of the investee companies, less any impairments in values. The consolidated statement of income reflects the share of the results of the operations of the investee companies. The Group's share of post-acquisition movements in the investee's equity reserves is recognized directly in equity. Profits and losses resulting from transactions between the Group and the investee companies are eliminated to the extent of the interest in the investee companies and for unrealized losses to the extent that there is no evidence of impairment of the asset transferred. Dividends received are treated as a reduction of the carrying value of the investment.

The Group discontinues applying the equity method when their investments in the investee companies are reduced to zero. Unless otherwise, additional losses are not recognized when the group has guaranteed certain obligations of the investee companies. When the investee companies subsequently report net income, the Group will resume applying the equity method but only after its share of that net income equals the share of net losses not recognized during the period the equity method was suspended.

The reporting dates of the investee companies and the Group are identical and the investee companies' accounting policies conform to those used by the Group for like transactions and events in similar circumstances.

Upon loss of joint control over the joint venture, the Group measures and recognizes any retaining investment at its fair value. Any difference between the carrying amount of the joint venture upon loss of joint control and the fair value of the retaining investment and proceeds from disposal is recognized in the consolidated statement of income.



Investment Properties

The Group's investment properties include properties utilized in its mall operations, commercial building and certain land and land improvements which are held for rentals while the rest of the land is held for capital appreciation.

Investment properties are stated at cost less accumulated depreciation and any accumulated impairment losses. Land is stated at cost less any impairment in value.

Expenditures incurred after the investment property has been put in operation, such as repairs and maintenance costs, are normally charged against income in the period in which the costs are incurred.

Depreciation and amortization of investment properties are computed using the straight-line method over the estimated useful lives of the investment properties as follows:

	<u>Useful life in years</u>
Land improvements	30
Buildings and improvements	7-40
Machineries and equipment	9-25

Leasehold improvements are amortized on a straight-line basis over the estimated useful lives or the term of the lease, whichever is shorter.

The estimated useful lives and the depreciation and amortization method are reviewed periodically to ensure that the period and method of depreciation and amortization are consistent with the expected pattern of economic benefits from items of investment properties.

Investment properties are derecognized when they have been disposed of or when the investment property is permanently withdrawn from use and no future economic benefit is expected from its disposal. The difference between the net disposal proceeds and the carrying amount of the asset is recognized in profit or loss in the period of derecognition.

Transfers are made to or from investment property only when there is a change in use. For a transfer from investment property to owner-occupied property, the deemed cost for subsequent accounting is the fair value at the date of change in use. If owner-occupied property becomes an investment property, the Group accounts for such property in accordance with the policy stated under property and equipment up to the date of change in use.

The Group classifies its buildings and improvements and land and improvements either as investment property or owner-occupied property based on its current intentions where it will be used. When buildings and improvements as well as land and improvements are held for capital appreciation or when management is still undecided as to its future use, it is classified as investment property. Buildings and improvements and land and improvements which are held for rent are classified as investment properties.

Constructions-in-progress

The Group's constructions-in-progress are carried at cost and transferred to the related investment property account when the construction and related activities to prepare the property for its intended use are complete, and the property is ready for occupation.

Property and Equipment

Property and equipment are carried at cost, less accumulated depreciation, amortization and any impairment in value. The initial cost of property and equipment consists of its purchase price, including import duties, taxes and any directly attributable costs of bringing the asset to its working condition and location for its intended use. Expenditures incurred after the property and equipment have been put into operation, such as repairs and maintenance and overhaul costs, are normally charged to operations in the year in which the costs are incurred. In situations where it can be clearly



demonstrated that the expenditures have resulted in an increase in the future economic benefit expected to be obtained from the use of an item of property and equipment beyond its originally assessed standard of performance, the expenditures are capitalized as an additional cost of property and equipment. Land is stated at cost less any impairment in value.

Depreciation and amortization are calculated on a straight-line basis over the estimated useful life of the property and equipment as follows:

	Useful life in years
Leasehold improvements	3-5
Buildings	30
Machinery and equipment	5-10
Transportation equipment	5
Furniture, fixtures and equipment	3-5

Leasehold improvements are amortized on a straight-line basis over three (3) to five (5) years or the term of the lease, whichever is shorter.

An item of property and equipment is derecognized upon disposal or when no future economic benefits are expected from its use or disposal. Any gain or loss arising on derecognition of the asset (calculated as the difference between the net disposal proceeds and the carrying amount of the asset) is included in profit or loss in the year the asset is derecognized.

The residual values, useful lives and depreciation and amortization method are reviewed and adjusted if appropriate, at each end of the reporting period.

Fully depreciated assets are retained in the accounts until these are no longer in use. When assets are sold or retired, the cost and the related accumulated depreciation and amortization and any impairment in value are derecognized and any gain or loss resulting from their disposal is included in profit or loss.

Software Costs

Acquired software license is capitalized on the basis of costs incurred to acquire and bring to use the specific software. Software license is amortized on a straight-line basis over its estimated useful life of three (3) to four (4) years. Costs associated with the development or maintenance of computer software programs are recognized as expense when incurred in profit or loss.

An item of software license is derecognized upon disposal or when no future economic benefits are expected to arise from the continued use of the asset. Any gain or loss arising on de-recognition of the asset is included in profit or loss in the year the items is derecognized.

The Group's capitalized software costs includes purchase price payments for new software and other directly related costs necessary to bring the asset to its intended use.

Other Noncurrent Assets

Other noncurrent assets consist of advance rental, deferred acquisition cost, refundable deposits, deferred input VAT, spare parts and supplies and other prepayments that will be consumed twelve (12) months after each end of the reporting period.

Deferred Acquisition Costs

Costs incurred in relation to the acquisition of insurance contracts such as commissions are deferred and charged to commission expense in proportion to premium revenue recognized.

Subsequent to initial recognition, these costs are amortized using the 24th method where the deferred acquisition cost pertains to the commissions for the last two months of the year.

Amortization is charged to profit or loss. The unamortized acquisition costs are shown as "Deferred acquisition cost" under "Other noncurrent assets".



Advances to suppliers and contractors

These are carried at cost less impairment losses, if any.

Impairment of Nonfinancial Assets

Inventories and Real Estate Held for Sale and Development

The Group recognizes provision for inventory losses when the net realizable values of inventory items become lower than the costs due to obsolescence or other causes. Obsolescence is based on the physical and internal condition of inventory items. Obsolescence is also established when inventory items are no longer marketable. Obsolete goods, when identified, are written down to their net realizable values.

Investment Properties, Property and Equipment, Software Costs and Right-of-use Assets

The Group assesses at each end of the reporting period whether there is an indication that investment properties, property and equipment and software costs may be impaired. If any such indication exists and where the carrying values exceed the estimated recoverable amounts, the assets or cash-generating units (CGU) are written down to their estimated recoverable amounts. The estimated recoverable amount of an asset is the greater of fair value less cost to sell and value in use. The fair value less cost to sell is the amount obtainable from the sale of an asset in an arm's-length transaction less the costs of disposal while value in use is the present value of estimated future cash flows expected to arise from the continuing use of an asset and from its disposal at the end of its useful life. In assessing value in use, the estimated future cash flows are discounted to their present value using a pre-tax discount rate that reflects current market assessments of the time value of money and the risks specific to the asset.

For an asset that does not generate largely independent cash inflows, the estimated recoverable amount is determined for the CGU to which the asset belongs. Impairment losses of continuing operations are recognized in profit or loss in those expense categories consistent with the function of the impaired asset.

Recovery of impairment losses recognized in prior years is recorded when there is an indication that the impairment losses recognized for the asset no longer exist or have decreased. The recovery is recorded in the consolidated statement of income. However, the increased carrying amount of an asset due to a recovery of an impairment loss is recognized to the extent that it does not exceed the carrying amount that would have been determined had no impairment loss been recognized for that asset in prior years.

Nonfinancial Other Current and Noncurrent Assets

The Group first assesses whether there are indications of impairment on nonfinancial other current and noncurrent assets. When indicators exist, the Group estimates the recoverable amount of the asset and recognizes impairment loss in profit or loss to reduce the carrying amount to the recoverable value.

Rental and Other Deposits

Customer rental and other deposits represent payments from tenants on leased properties which are refundable at the end of the lease contract. These are initially measured at fair value and subsequently measured at amortized cost.

Subscriptions Payable

Subscriptions payable pertains to the Group's unpaid subscription of shares of stock of other entities. These are recognized and carried in the books at the original subscription price in which shares of stock will be issued upon payment.



Combinations of Entities Under Common Control

Business combinations of entities under common control are accounted for using the pooling of interest method. The pooling of interest method is generally considered to involve the following:

- The assets and liabilities of the combining entities are reflected in the consolidated financial statements at their carrying amounts as of date of acquisition. No adjustments are made to reflect fair values, or recognize any new assets or liabilities, at the date of the combination. The only adjustments that are made are those adjustments to harmonize accounting policies.
- No new goodwill is recognized as a result of the combination. The only goodwill that is recognized is any existing goodwill relating to either of the combining entities. Any difference between the consideration paid or transferred and the equity acquired is reflected within equity.

The financial information in the consolidated financial statements are not restated for periods prior to the combination of the entities under common control as allowed by the Philippine Interpretations Committee (PIC) Q&A No. 2012-01.

Asset Acquisitions

If the assets acquired and liabilities assumed in an acquisition transaction do not constitute a business as defined under PFRS 3, the transaction is accounted for as an asset acquisition. The Group identifies and recognizes the individual identifiable assets acquired (including those assets that meet the definition of, and recognition criteria for, intangible assets) and liabilities assumed. The acquisition cost is allocated to the individual identifiable assets and liabilities on the basis of their relative fair values at the date of purchase. Such transaction or event does not give rise to goodwill. Where the Group acquires a controlling interest in an entity that is not a business, but obtains less than 100% of the entity, after it has allocated the cost to the individual assets acquired, it notionally grosses up those assets and recognizes the difference as non-controlling interests.

Capital Stock

Common shares are classified as equity.

Incremental costs directly attributable to the issuance of new shares are shown in equity as a deduction, net of tax, from the proceeds. The excess of proceeds from issuance of shares over the par value of shares are credited to "Additional paid-in capital". Subscription receivables pertains to the uncollected portion of the subscribed shares and is presented net against capital stock.

Retained Earnings

Retained earnings represent accumulated earnings of the Group.

Equity Reserves

Equity reserves pertain to the excess of the cost of business combinations over the net carrying amounts of the assets and liabilities of the acquired companies.

Treasury Shares and Shares Held by a Subsidiary

Treasury shares are own shares (ALLHC and subsidiaries) acquired by the Group. These are measured at acquisition cost and presented as deduction against equity. No gain or loss is recognized in profit or loss on the purchase, sale, issuance or cancellation of the Parent Company's own equity instruments. Any difference between the carrying amount and the consideration, if reissued, is recognized in additional paid-in capital.

The Parent Company's shares acquired by a subsidiary is presented as "Shares held by a subsidiary" under the equity section.

Share-based Payments

The Group has equity-settled, share-based compensation plan with its employees. The Group has an employee stock ownership plan (ESOWN) which allows the grantees to purchase the Group's shares at a discounted price. The Group recognizes stock compensation expense over the holding period. These are accounted for as limited-recourse loan-type share plans. Dividends paid on the awards are treated as installment payment against the exercise price of the options. The cost of



equity-settled transactions is determined by the fair value at the date when the grant is made using an appropriate valuation model. That cost is recognized, together with a corresponding increase in "Equity reserves" in equity, in "Personnel expense" account

Other Comprehensive Income (Loss)

Other comprehensive income (loss) comprises items of income and expense that are not recognized in the consolidated statement of income for the year in accordance with PFRS.

Revenue Recognition

Revenue from Contract with Customers

Revenue from contracts with customers is recognized when control of the goods or services are transferred to the customer at an amount that reflects the consideration to which the Group expects to be entitled in exchange for those goods or services. The Group has generally concluded that it is the principal in its revenue arrangements, except for the provisioning of water, electricity, air-conditioning and common use service area in its mall retail spaces, wherein it is acting as agent.

The disclosures of significant accounting judgements, estimates and assumptions relating to revenue from contracts with customers are provided in Note 3.

Sale of Electricity Revenue

The Group recognizes revenue from electricity services over time using the output method as the customer receives and consumes the benefit from the performance of the related utility service. As a practical expedient allowed under PFRS 15, the Group recognizes revenue in the amount to which the Group has a right to invoice since the Group bills a fixed amount for every kilowatt hour of electricity delivered. Electricity is billed every month according to the billing cycles of the customer.

Rental

Rental income arising from operating leases on investment properties is accounted for on a straight-line basis over the lease terms.

Rent Concessions

Rental concessions are treated as reductions to the rental income granted to lessees and accounted for as variable rent.

Real estate sales

The Group derives its real estate revenue from sale of industrial lots. Revenue from sale of industrial lots are recognized over time during the development period (or percentage of completion) since based on the terms and conditions of its contract with the customers, the Group's performance does not create an asset with an alternative use and the Group has an enforceable right to payment for performance completed to date.

In measuring the progress of its performance obligation over time, the Group uses the output method. The Group recognizes revenue based on direct measurements of the value to customers of the goods or services transferred to date, relative to the remaining goods or services promised under the contract. Progress is measured using survey of performance completed to date. This is based on the monthly project accomplishment report prepared by the third-party surveyor as approved by the construction manager which integrates the surveys of performance to date of the construction activities for both sub-contracted and those that are fulfilled by the developer itself.

Contract costs include all direct materials and labor costs and those indirect costs related to contract performance. Expected losses on contracts are recognized immediately when it is probable that the total contract costs will exceed total contract revenue. Changes in contract performance, contract conditions and estimated profitability are recognized in the year in which the changes are determined.



Cold Storage Revenue

The Group recognizes revenue from cold storage services over time using the output method as the customer receives and consumes the benefit from the performance of the related storage service. As a practical expedient allowed under PFRS 15, the Group recognizes revenue in the amount to which the Group has a right to invoice since the Group bills a fixed and variable amount every month.

Insurance Premiums and Commissions - net

Premiums from short-duration insurance contracts are recognized as revenue over the period of the contracts using the 24th method, except for premiums arising from marine cargo where the provision for unearned premiums pertains to the premiums for the last two months of the year. The portion of the premiums written that relates to the unexpired periods of the policies at financial reporting dates is accounted for as "Reserve for unearned premiums" and shown as part of "Accounts payable and accrued expenses" in the consolidated statement of financial position. The related reinsurance premiums ceded that pertain to the unexpired periods at financial reporting dates are accounted for as "Deferred reinsurance premiums" and shown under "Other noncurrent assets" in the consolidated statement of financial position. The net changes in these accounts between financial reporting dates are charged to or credited against income for the period.

Reinsurance commissions are recognized as revenue over the period of the contracts using the 24th method, except for marine cargo where the deferred reinsurance commission pertains to the premiums for the last two months of the year.

The portion of the commissions that relates to the unexpired periods of the policies at the financial reporting date is accounted for as "Due to reinsurers and ceding companies" and shown as part of "Accounts payable and accrued expenses" in the consolidated statement of financial position.

Interest Income

For all financial instruments measured at amortized cost and interest-bearing financial assets classified as financial assets at FVOCI and AFS financial assets, interest income is recorded using the EIR, which is the rate that exactly discounts estimated future cash receipts through the expected life of the financial instrument or a shorter period, where appropriate, to the net carrying amount of the financial asset.

Dividend Income

Dividend income is recognized when the Group's right to receive the payment is established.

Cost and Expenses

Cost recognition for real estate sales

The Group recognizes costs relating to satisfied performance obligations as these are incurred. These include costs of land, land development, professional fees, depreciation, permits and licenses. These costs are allocated to the saleable area, with the portion allocable to the sold area being recognized as costs of sales while the portion allocable to the unsold area being recognized as part of real estate inventories.

Cost of purchased power and services

Purchased power represents the cost of electricity supplied to contestable customers. This includes generation charges, transmission line fees, capacity fees and systems losses which are recognized in profit or loss when the electricity purchased is consumed.

Cost of rental services

Cost of rental services are direct costs incurred in the normal course of the business, are recognized when incurred and generally measured in the amount paid or payable. These comprise cost of rent, utilities, depreciation and others.



Operating expenses

Operating expenses consist of all expenses associated with the development and execution of marketing and promotional activities and expenses incurred in the direction and general administration of day-to-day operations of the Group. These are generally recognized when the service is incurred, or the expense arises.

Costs to obtain contract

The incremental costs of obtaining a contract with a customer are recognized as an asset if the Company expects to recover them. The Company has determined that commissions paid to brokers on the sale of completed real estate units are deferred when recovery is reasonably expected and are charged to expense in the period in which the related revenue is recognized as earned. Commission expense is included in the "Cost of real estate sold" account in the statement of income.

Costs incurred prior to obtaining contract with customer are not capitalized but are expensed as incurred.

Earnings Per Share

Basic earnings per share amounts are calculated by dividing net profit for the year attributable to ordinary equity holders of the Parent Company by the weighted average number of ordinary shares outstanding during the year.

Diluted earnings per share amounts are calculated by dividing the net profit attributable to ordinary equity holders of the Parent Company (after adjusting for interest on any convertible preference shares) by the weighted average number of ordinary shares outstanding during the year plus the weighted average number of ordinary shares that would be issued on conversion of all the dilutive potential ordinary shares into ordinary shares.

Income Tax

Current Income Tax

Current income tax assets and liabilities for the current and prior periods are measured at the amount expected to be recovered from or paid to the taxation authorities. The income tax rates and income tax laws used to compute the amount are those that are enacted or substantively enacted as at the end of the reporting period.

Current income tax relating to items recognized directly in equity is recognized in equity and not in profit or loss. Management periodically evaluates positions taken in the tax returns with respect to situations in which applicable tax regulations are subject to interpretation and establishes provisions where appropriate.

Deferred Income Tax

Deferred income tax is provided using the liability method on temporary differences between the tax bases of assets and liabilities and their carrying amounts for financial reporting purposes at the end of the reporting period.

Deferred income tax liabilities are recognized for all taxable temporary differences, except:

- when the deferred income tax liability arises from the initial recognition of goodwill or an asset or liability in a transaction that is not a business combination and, at the time of the transaction, affects neither the accounting profit nor taxable profit or loss; and
- in respect of taxable temporary differences associated with investments in subsidiaries, associates and interests in joint ventures, when the timing of the reversal of the temporary differences can be controlled and it is probable that the temporary differences will not reverse in the foreseeable future.



Deferred income tax assets are recognized for all deductible temporary differences, carry forward benefits of unused net operating loss carryover (NOLCO) and unused tax credits from excess minimum corporate income tax (MCIT), to the extent that it is probable that sufficient future taxable profits will be available against which the deductible temporary differences, and the carry forward of unused NOLCO and MCIT can be utilized, and except if it arises from initial recognition and those associated with the investments in subsidiaries, associates and joint ventures as discussed above.

The carrying amount of deferred income tax assets is reviewed at each end of the reporting period and reduced to the extent that it is no longer probable that sufficient future taxable profits will be available to allow all or part of the deferred income tax asset to be utilized. Unrecognized deferred income tax assets are reassessed at each end of the reporting period and are recognized to the extent that it has become probable that sufficient future taxable profits will allow the deferred income tax asset to be recovered.

Deferred income tax assets and liabilities are measured at the income tax rates that are expected to apply to the year when the asset is realized or the liability is settled, based on income tax rates (and income tax laws) that have been enacted or substantively enacted at each end of the reporting period.

Deferred income tax relating to items recognized outside profit or loss is recognized outside profit or loss. Deferred income tax items are recognized in correlation to the underlying transaction either in the profit or loss or directly in equity.

Deferred income tax assets and deferred income tax liabilities are offset if, and only if, a legally enforceable right exists to set off current income tax assets against current income tax liabilities and the deferred income tax assets and liabilities relate to income taxes levied by the same taxation authority on either the same taxable entity or different taxable entities which intend to either settle current tax liabilities and assets on a net basis, or to realize the assets and settle the liabilities simultaneously, in each future period in which significant amounts of deferred tax assets or liabilities are expected to be settled or recovered. Subsidiaries operating in the Philippines file income tax returns on an individual basis. Thus, the deferred tax assets and deferred tax liabilities are offset on a per entity basis.

Retirement Benefits Costs

The Group has a funded, non-contributory defined benefit retirement plan.

The net defined benefit liability or asset is the aggregate of the present value of the defined benefit obligation at the end of the reporting period reduced by the fair value of plan assets (if any), adjusted for any effect of limiting a net defined benefit asset to the asset ceiling. The asset ceiling is the present value of any economic benefits available in the form of refunds from the plan or reductions in future contributions to the plan.

The cost of providing benefits under the defined benefit plans is actuarially determined using the projected unit credit method. This method reflects service rendered by employees to the date of valuation and incorporates assumptions concerning the employees' projected salaries.

Defined benefit costs comprise the following:

- Service cost
- Net interest on the net defined benefit liability or asset
- Remeasurements of net defined benefit liability or asset

Service costs which include current service costs, past service costs and gains or losses on non-routine settlements are recognized as retirement benefits costs under "Personnel expenses" in the consolidated statement of income. Past service costs are recognized when plan amendment or curtailment occurs. These amounts are calculated periodically by independent qualified actuaries.



Net interest on the net defined benefit liability or asset is the change during the period in the net defined benefit liability or asset that arises from the passage of time which is determined by applying the discount rate based on government bonds to the net defined benefit liability or asset. Net interest on the net defined benefit liability or asset is recognized as "Interest income (expense)" in the consolidated statement of income.

Remeasurements comprising actuarial gains and losses and any change in the effect of the asset ceiling (excluding net interest on defined benefit liability) are recognized immediately in OCI in the period in which they arise. Remeasurements are not reclassified to profit or loss in subsequent periods.

Plan assets are assets that are held by a long-term employee benefit fund or qualifying insurance policies. Plan assets are not available to the creditors of the Group, nor can they be paid directly to the Group. Fair value of plan assets is based on market price information. When no market price is available, the fair value of plan assets is estimated by discounting expected future cash flows using a discount rate that reflects both the risk associated with the plan assets and the maturity or expected disposal date of those assets (or, if they have no maturity, the expected period until the settlement of the related obligations). If the fair value of the plan assets is higher than the present value of the defined benefit obligation, the measurement of the resulting defined benefit asset is limited to the present value of economic benefits available in the form of refunds from the plan or reductions in future contributions to the plan.

The Group's right to be reimbursed of some or all of the expenditure required to settle a defined benefit obligation is recognized as a separate asset at fair value when and only when reimbursement is virtually certain.

Employee Leave Entitlement

Employee entitlements to annual leave are recognized as a liability when they are accrued to the employees. The undiscounted liability for leave expected to be settled wholly before twelve (12) months after the end of the reporting period is recognized for services rendered by employees up to the end of the reporting period.

Leases

The Group assesses at contract inception whether a contract is, or contains, a lease. That is, if the contract conveys the right to control the use of an identified asset for a period of time in exchange for consideration.

Group as a lessee

The Group applies a single recognition and measurement approach for all leases, except for short-term leases and leases of low-value assets. The Group recognizes lease liabilities to make lease payments and right-of-use assets representing the right to use the underlying assets.

a) Right-of-use assets

The Group recognizes right-of-use assets at the commencement date of the lease (i.e., the date the underlying asset is available for use). Right-of-use assets are measured at cost, less any accumulated depreciation and impairment losses, and adjusted for any remeasurement of lease liabilities. The cost of right-of-use assets includes the amount of lease liabilities recognized, initial direct costs incurred, and lease payments made at or before the commencement date less any lease incentives received and estimate of costs to be incurred by the lessee in dismantling and removing the underlying asset, restoring the site on which it is located or restoring the underlying asset to the condition required by the terms and conditions of the lease. Unless the Group is reasonably certain to obtain ownership of the leased asset at the end of the lease term, the recognized right-of-use assets are depreciated on a straight-line basis over the shorter of its estimated useful life and the lease term of 20 to 40 years.

The right-of-use assets are also subject to impairment. Refer to the accounting policies in impairment of non-financial assets.



b) Lease liabilities

At the commencement date of the lease, the Group recognizes lease liabilities measured at the present value of lease payments to be made over the lease term. The lease payments include fixed payments (including in-substance fixed payments) less any lease incentives receivable, variable lease payments that depend on an index or a rate, and amounts expected to be paid under residual value guarantees. The lease payments also include the exercise price of a purchase option reasonably certain to be exercised by the Group and payments of penalties for terminating the lease, if the lease term reflects the Group exercising the option to terminate. Variable lease payments that do not depend on an index or a rate are recognized as expense in the period in which the event or condition that triggers the payment occurs.

In calculating the present value of lease payments, the Group uses its incremental borrowing rate at the lease commencement date because the interest rate implicit in the lease is not readily determinable. After the commencement date, the amount of lease liabilities is increased to reflect the accretion of interest and reduced for the lease payments made. In addition, the carrying amount of lease liabilities is remeasured if there is a modification, a change in the lease term, a change in the lease term, a change in the in-substance fixed lease payments or a change in the assessment to purchase the underlying asset.

c) Short-term leases and leases of low-value assets

The Group applies the short-term lease recognition exemption to its short-term leases (i.e., those leases that have a lease term of 12 months or less from the commencement date and do not contain a purchase option). It also applies the lease of low-value assets recognition exemption to leases that are low value. Lease payments on short-term leases and leases of low-value assets are recognized as expense on a straight-line basis over the lease term.

Group as a lessor

Leases in which the Group does not transfer substantially all the risks and rewards incidental to ownership of an asset are classified as operating leases. Rental income arising is accounted for on a straight-line basis over the lease terms and is included in revenue in profit or loss due to its operating nature. Initial direct costs incurred in negotiating and arranging an operating lease are added to the carrying amount of the leased asset and recognized over the lease term on the same basis as rental income. Contingent rents are recognized as revenue in the period in which they are earned.

Foreign Currency Translation

Transactions in foreign currencies are initially recorded in Philippine Peso based on the exchange rates prevailing at the dates of the transactions. Monetary assets and liabilities denominated in foreign currencies are retranslated at the functional currency exchange rate at the end of the reporting period. All differences arising on settlement or translation of monetary items are taken to the consolidated statement of income. Non-monetary items that are measured in terms of historical cost in a foreign currency are translated using the exchange rates as at the dates of the initial transactions.

Provisions

Provisions are recognized when the Group has a present obligation (legal or constructive) as a result of past event, it is probable that an outflow of resources embodying economic benefits will be required to settle the obligation and a reliable estimate can be made of the amount of the obligation.

When the Group expects some or all of a provision to be reimbursed, for example, under an insurance contract, the reimbursement is recognized as a separate asset, but only when the reimbursement is virtually certain. The expense relating to any provision is presented in the consolidated statement of income, net of any reimbursement.



Contingencies

Contingent liabilities are not recognized in the consolidated financial statements. These are disclosed unless the possibility of an outflow of resources embodying economic benefits is remote. Contingent assets are not recognized in the consolidated financial statements but are disclosed when an inflow of economic benefit is probable.

Segment Reporting

The Group's operating businesses are recognized and managed according to the nature of the products or services offered, with each segment representing a strategic business unit that serves different markets. The BOD is the chief operating decision maker of the Group. Segment assets and liabilities reported are those assets and liabilities included in measures that are used by the BOD.

Segment revenue, expenses and performance include transfers between business segments. The transfers are accounted for at competitive market prices charged to unaffiliated customers for similar products. Such transfers are eliminated in consolidation.

Events After the End of the Reporting Period

Post year-end events that provide additional information about the Group's financial position at the end of the reporting period (adjusting events) are reflected in the consolidated financial statements. Post year-end events that are not adjusting events are disclosed in the consolidated financial statements when material.

3. Significant Accounting Judgments, Estimates and Assumptions

The preparation of the consolidated financial statements in accordance with PFRS requires the Group to make judgments and estimates that affect the reported amounts of assets, liabilities, revenues and expenses and disclosures, at the end of the reporting period. Future events may occur which will cause the assumptions used in arriving at the estimates to change. The effects of any change in judgments and estimates are reflected in the consolidated financial statements as they become reasonably determinable.

Judgments, estimates and assumptions are continually evaluated and are based on historical experience and other factors, including expectations of future events that are believed to be reasonable under the circumstances. However, actual outcome can differ from these estimates.

Judgments

In the process of applying the Group's accounting policies, management has made the following judgments, apart from those involving estimations, which have the most significant effect on the amounts recognized in the consolidated financial statements:

Determining the lease term of contracts with renewal and termination options – Group as lessee

The Group determines the lease term as the non-cancellable term of the lease, together with any periods covered by an option to extend the lease if it is reasonably certain to be exercised, or any periods covered by an option to terminate the lease, if it is reasonably certain not to be exercised. The renewal periods for leases of land with longer non-cancellable periods (i.e., 10 to 15 years) are not included as part of the lease term since it is reasonably certain that the Group will exercise the option to renew or not exercise the option to terminate. Renewal or termination of lease is subject to mutual agreement with the lessors.

Business combination or acquisition of group of assets

The Group acquired a group of assets that relate to a line of business of another legal entity. At the time of acquisition, the Group considers whether the acquisition represents the acquisition of a business under PFRS 3. The Group accounts for the acquisition as a business combination where an integrated set of activities is acquired in addition to the properties. The Group concluded that the acquisition included inputs (such as facilities, customers, etc.), substantive processes (storage and maintenance services, and other operational processes), and the ability to produce outputs (storage and leasing revenues). The relevant disclosures are presented in Note 14.



Classification of joint venture

The Group's investment in joint venture is structured in separate incorporated entity. The respective joint arrangement agreement requires unanimous consent from all parties to the agreement for the relevant activities identified. The Group and the party to the agreement only have the rights to the net assets of the joint venture through the terms of contractual arrangements.

Assessing Operating Lease Commitments - Group as Lessor

The Group has entered into commercial property leases on its investment properties portfolio. The Group has determined that it retains all the significant risks and rewards of ownership of these properties which are leased out under operating lease arrangements.

Assessment Whether Rental Concessions fall under Lease Modification

In line with the rental relief framework implemented by the government to support businesses and the broader economy due to the impact of COVID-19, the Group waived its right to collect rent and other charges as part of various rent concessions it granted to lessees such as rent payment holiday or rent payment reductions.

The Group applies judgment when assessing whether the rent concessions granted is considered a lease modification under PFRS 16.

In making the judgment, the Group determines whether the rent concessions granted has changed the scope of the lease, or the consideration thereof, that was not part of the original terms and conditions of the lease. The Group assessed that the rent concessions it granted to lessees do not qualify as lease modifications since the term and conditions under the corresponding lease contracts have not been modified by the waiver and therefore, is not a lease modification under PFRS 16.

The rent concession granted by the Group for the years ended December 31, 2022 and 2021 amounted to ₱129.90 million and ₱215.69 million, respectively.

Definition of default and credit-impaired financial assets

The Group defines a financial instrument as in default, which is fully aligned with the definition of credit-impaired, when it meets one or more of the following criteria:

Quantitative criteria – for trade receivables from real estate sales, the customer receives a notice of cancellation and does not continue the payments. For rental receivables, the customers receive letter of collection.

Qualitative criteria

The customer meets unlikeliness to pay criteria, which indicates the customer is in significant financial difficulty. These are instances where:

- a. The customer is experiencing financial difficulty or is insolvent
- b. The customer is in breach of financial covenant(s)
- c. An active market for that financial asset has disappeared because of financial difficulties
- d. Concessions have been granted by the Group, for economic or contractual reasons relating to the customer's financial difficulty
- e. It is becoming probable that the customer will enter bankruptcy or other financial reorganization

The criteria above have been applied to the financial instruments held by the Group and are consistent with the definition of default used for internal credit risk management purposes. The default definition has been applied consistently throughout the Group's expected loss calculation.

Sale of real estate receivables

The Group entered into arrangements with banks wherein it discounted its real estate receivables without recourse. The Group believes that the sales transactions are not more than infrequent. Accordingly, the Group continues to present trade receivables at amortized cost as it remains to hold trade receivables with the objective of collecting contractual cash flows until maturity.



Estimates and Assumptions

The key estimates and assumptions concerning the future and other key sources of estimation uncertainty at the end of the reporting period, that have a significant risk of causing a material adjustment to the carrying amounts of assets and liabilities within the next financial year are discussed below. The Group based its assumptions and estimates on parameters available when the consolidated financial statements were prepared. Existing circumstances and assumptions about future developments, however, may change due to market changes in circumstances arising beyond the control of the Group. Such changes are reflected in the assumptions when they occur.

Leases - Estimating the incremental borrowing rate

The Group cannot readily determine the interest rate implicit in the lease, therefore, it uses its incremental borrowing rate (IBR) to measure lease liabilities. The IBR is the rate of interest that the Group would have to pay to borrow over a similar term, and with a similar security, the funds necessary to obtain an asset of a similar value to the right-of-use asset in a similar economic environment. The IBR therefore reflects what the Group 'would have to pay', which requires estimation when no observable rates are available (such as for subsidiaries that do not enter into financing transactions) or when they need to be adjusted to reflect the terms and conditions of the lease. The Group estimates the IBR using observable inputs (such as market interest rates) when available and is required to make certain entity-specific estimates.

The Group's lease liabilities amounted to ₱1,732.55 million and ₱1,770.58 million as at December 31, 2022 and 2021, respectively (see Note 29).

Provision for expected credit losses of trade and other receivables

The Group uses a provision matrix to calculate ECLs for trade receivables except for receivables from real estate. The provision rates are based on days past due for groupings of various customer segments that have similar loss patterns.

The provision matrix is initially based on the Group's historical observed default rates. The Group will calibrate the matrix to adjust the historical credit loss experience with forward-looking information such as Gross Domestic Product growth rate and inflation rate. At every reporting date, the historical observed default rates are updated and changes in the forward-looking estimates are analyzed.

The Group uses vintage analysis approach to calculate ECLs for real estate receivable. The vintage analysis accounts for expected losses by calculating the cumulative loss rates of a given loan pool. It derives the probability of default from the historical data of a homogenous portfolio that share the same origination period. The information on the number of defaults during fixed time intervals of the accounts is utilized to create the PD model. It allows the evaluation of the loan activity from its origination period until the end of the contract period.

The assessment of the correlation between historical observed default rates, forecast economic conditions (gross domestic product and inflation rate) and ECLs is also significant estimate. The amount of ECLs is sensitive to changes in circumstances and of forecast economic conditions. The Group's historical credit loss experience and forecast of economic conditions may also not be representative of customer's actual default in the future. The information about the ECLs on the Group's trade receivables is disclosed in Notes 5 and 32.

Estimating Useful Lives of Depreciable Investment Properties and Property and Equipment

The estimated useful lives used as bases for depreciating and amortizing the Group's investment properties and property and equipment were determined on the basis of management's assessment of the period within which the benefits of these asset items are expected to be realized taking into account actual historical information on the use of such assets as well as industry standards and averages applicable to the Group's assets. The Group estimates the useful lives of its investment properties and property and equipment based on the period over which the assets are expected to be available for use. The estimated useful lives of investment properties and property and equipment are reviewed, at least, annually and are updated if expectations differ from previous estimates due to physical wear and tear and technical or commercial obsolescence on the use of these assets. It is



possible that future results of operations could be materially affected by changes in these estimates brought about by changes in the factors mentioned above. A reduction in the estimated useful lives of these assets increases depreciation and amortization and decreases the carrying value of investment properties and property and equipment.

The carrying value of property and equipment amounted to ₱1,090.02 million and ₱723.46 million as at December 31, 2022 and 2021, respectively, net of accumulated depreciation, amortization and impairment amounting to ₱139.14 million and ₱107.95 million as at December 31, 2022 and 2021, respectively (see Note 12).

The carrying value of investment properties amounted to ₱11,691.55 million and ₱9,710.51 million as at December 31, 2022 and 2021, respectively (see Note 11).

Information on the estimated useful life of investment properties and property and equipment is included in Note 2.

Determining Retirement Benefits Liability

The cost of defined retirement obligation as well as the present value of the defined benefit obligation is determined using actuarial valuations. The actuarial valuation involves making various assumptions. These include the determination of the discount rates, future salary increases, mortality rates and future retirement increases. Due to the complexity of the valuation, the underlying assumptions and its long-term nature, defined benefit obligation are highly sensitive to changes in these assumptions. The assumptions are reviewed at each end of the reporting period.

Current service costs amounted to ₱3.50 million, ₱4.14 million and ₱1.37 million for the years ended December 31, 2022, 2021 and 2020, respectively. As at December 31, 2022 and 2021, net pension assets of the Group amounted to ₱10.72 million and ₱11.82 million, respectively (see Note 25).

In determining the appropriate discount rate, management considers the interest rates of government bonds that are denominated in the currency in which the benefits will be paid, with extrapolated maturities corresponding to the expected duration of the defined benefit obligation. Further details about the assumptions used are provided in Note 25.

Assessing Realizability of Deferred Income Tax Assets

The Group reviews the carrying amounts of deferred income tax assets at each end of the reporting period and reduces it to the extent that it is no longer probable that sufficient future taxable profits will be available to allow all or part of the deferred income tax assets to be utilized. Judgments and estimation are required to determine the amount of deferred income tax assets that can be recognized based upon the likely timing and level of future taxable income together with future tax planning strategies. However, there is no assurance that the Group will generate sufficient future taxable profits to allow all or part of its deferred income tax assets to be utilized.

Deferred income tax assets recognized in the books amounted to ₱559.66 million and ₱584.39 million as at December 31, 2022 and 2021, respectively (see Note 26).

The temporary differences, NOLCO and MCIT for which no deferred income tax assets were recognized, as the management has assessed that it is not probable that sufficient future taxable income will be available for which the benefit of the deferred income tax assets can be utilized, are disclosed in Note 26.

Assessing and Estimating Contingencies and Provisions

The Group is involved in certain disputes for which the Group has recognized provisions for probable expenses, which may be incurred, and disclosed relevant information about such contingencies. Total provision for probable losses amounted to ₱6.00 million, nil and ₱5.00 million in 2022, 2021 and 2020, respectively. Total reversal of provision for probable losses amounted to nil, ₱5.14 million and ₱31.00 million in 2022, 2021 and 2020, respectively (see Note 30).



4. Cash and Cash Equivalents

This account consists of:

	2022	2021
	<i>(In Thousands)</i>	
Cash on hand	₱288	₱270
Cash in banks	439,191	80,983
Cash equivalent	11,139	-
	₱450,618	₱81,253

Cash in banks earn interest at the respective bank deposit rates. Cash equivalents are made for varying periods of up to three months depending on the immediate cash requirements of the Company and earn interest at the respective short-term deposit rates.

Cash equivalents pertain to short-term, highly liquid investments that are readily convertible to known amounts of cash with original maturities of three (3) months or less from date of acquisition and subject to an insignificant risk of changes in value. Interest rates ranges from 2.5% to 4.0% in 2022.

Interest earned from cash and cash equivalents amounted to ₱0.85 million, ₱0.67 million, and ₱3.73 million, in 2022, 2021 and 2020, respectively (see Note 24).

5. Receivables

This account consists of:

	2022	2021
	<i>(In Thousands)</i>	
Trade debtors		
Land sales	₱3,239,104	₱1,405,980
Receivables from tenants	541,741	624,114
Retail electricity	21,333	123,041
Nontrade receivables	92,758	120,484
Insurance receivables	29,305	29,305
Others	353,699	276,398
	4,277,940	2,579,322
Less allowance for expected credit losses	273,977	296,720
	4,003,963	2,282,602
Less noncurrent portion	2,193,044	1,128,026
	₱1,810,919	₱1,154,576

Receivables from land sales represent amounts arising from sale of industrial lots, which are collectible in monthly installments within two to five years from the date of sale. The Group sold receivables on a without recourse basis to partner mortgage bank amounting to nil and ₱1,373.61 million (gross of unamortized discount) in 2022 and 2021, respectively. 2021 receivables were sold at a discount of ₱56.26 million with total net proceeds ₱1,254.65 million.



Movements in the unamortized discount of the Group's receivables follow:

	2022	2021
	<i>(In Thousands)</i>	
Trade receivables at nominal amount	₱3,459,809	₱1,487,311
Less unearned interest:		
Balance at beginning of year	81,331	68,978
Additions during the year	191,826	91,592
Accretion for the year (Note 24)	(52,452)	(16,543)
Unamortized discount on sold receivables	-	(62,696)
Balance at end of year	220,705	81,331
Trade receivables at discounted amount	₱3,239,104	₱1,405,980

Receivables from tenants represent the outstanding receivables arising from the lease of warehouse units, mall and office spaces and cold storage operations and are collectible within 30 days from billing date. This includes both the fixed and variable portion of lease.

Receivables from retail electricity consist of uncollected and unbilled electricity to customers which are consumed after meter reading cut-off dates. The credit term of these receivables is from 9 to 15 days from the date of billing. This account also consists of electricity sales made by the Group to customers traded through Wholesale Electricity Spot Market (WESM).

Nontrade receivables consist mainly of receivables from the government related to expropriation against certain properties of the Group in Laguna. Nontrade receivables are noninterest-bearing and are due and demandable.

Insurance receivables consist of premium receivables from policyholders, insurance agents and reinsurance companies and reinsurance recoverable on paid and unpaid losses from facultative and treaty reinsurers. These accounts are generally on 90 days term. This is fully provided with an allowance.

Other receivables include noninterest-bearing receivables of OLI from Cosco Land Corporation (CLC) which are due and demandable amounting to ₱160.45 million as at December 31, 2022 and 2021. These receivables are collateralized by the shares of stock of Cyber Bay owned by CLC. The receivables from CLC are fully provided with an allowance.

The movements of allowance for expected credit losses on receivables follow:

	Trade debtors	Insurance receivables	Non-trade receivables	Others	Total
	<i>(In Thousands)</i>				
At December 31, 2020	₱106,988	₱8,848	₱39,691	₱165,741	₱321,268
Provisions (Note 21)	8,680	20,457	-	-	29,137
Reversal during the year	-	-	(39,691)	-	(39,691)
Write-off	(13,994)	-	-	-	(13,994)
At December 31, 2021	101,674	29,305	-	165,741	296,720
Write-off	(22,743)	-	-	-	(22,743)
At December 31, 2022	₱78,931	₱29,305	₱-	₱165,741	₱273,977



6. Real Estate Held for Sale and Development

The details of this account follow:

	2022	2021
	<i>(In Thousands)</i>	
Land	P4,423,990	P3,437,865
Less allowance for impairment losses	39,848	39,848
	P4,384,142	P3,398,017

Land consists of parcels of land located in Cavite, Misamis Oriental, Laguna, Batangas, Palawan, Tarlac and Pampanga.

The composition of inventoriable costs as at December 31 follows:

	2022	2021
	<i>(In Thousands)</i>	
Land cost	P3,858,590	P2,913,247
Construction overhead and other related costs	565,400	524,618
	P4,423,990	P3,437,865

The rollforward analysis of real estate held for sale and development follows:

	2022	2021
	<i>(In Thousands)</i>	
Balance at the beginning of the year	P3,437,865	P3,277,109
Acquisition	1,711,692	506,695
Development costs incurred	387,589	685,709
Cost of real estate sales (Note 23)	(1,113,156)	(1,031,648)
	4,423,990	3,437,865
Less allowance for impairment loss	39,848	39,848
	P4,384,142	P3,398,017

There is no movement in allowance for impairment losses as of December 31, 2022 and 2021.

Lot sales recognized in 2022 and 2021 amounted to P2,354.27 million and P2,052.86 million, respectively (P1,275.51 in 2020) (see Note 28).

Lot inventories recognized as cost of real estate sales amounted to P1,113.16 million and P1,031.65 million in 2022 and 2021, respectively (P561.80 million in 2020) (see Note 23).

There are no real estate inventories held as collateral as at December 31, 2022 and 2021.

7. Financial Assets at FVOCI

The details of this account follow:

	2022	2021
	<i>(In Thousands)</i>	
Listed equity securities (Note 18)	P51,567	P49,568
Quoted debt securities	72,591	94,691
	P124,158	P144,259



Financial assets at FVOCI pertain to investments in equity securities and debt instruments which are not held for trading and which the Group has irrevocably designated at FVOCI, as the Group considers these investments to be strategic in nature.

Equity securities include 1,388,101,405 shares of Cyber Bay valued at nil both in 2022 and 2021, (see Note 20). In 2021, the shares of Cyber Bay were suspended from trading for an indefinite period and the investment in Cyber Bay was revalued based on net asset values as of reporting date.

Quoted debt securities pertain to government securities owned by the Group. These are reserved investments in accordance with the provisions of the Insurance Commission as security for the benefit of policy holders and creditors of FPIC.

Movements of unrealized valuation gain (losses) on financial assets at FVOCI follows:

	Equity Holders	Non-controlling Interests	Total
		<i>(In Thousands)</i>	
At December 31, 2020	(P626,651)	P2,891	(P623,760)
Fair value changes	(463,036)	(1,991)	(465,027)
At December 31, 2021	(1,089,687)	900	(1,088,787)
Fair value changes	(7,464)	(2,206)	(9,670)
At December 31, 2022	(1,097,151)	(P1,306)	(P1,098,456)

Proceeds from the sale of financial assets at FVOCI amounted to P9.50 million, nil and P4.63 million for the years ended December 31, 2022, 2021 and 2020, respectively.

The Group made additional investments in equity instruments amounting to nil, nil and P1.52 million for the years ended December 31, 2022, 2021 and 2020, respectively.

Interest earned from financial assets at FVOCI amounted to P2.81 million, P2.60 million and P0.11 million in 2022, 2021 and 2020, respectively (see Note 24).

8. Financial Assets at FVPL

This account pertains to investments in redeemable preferred shares and Unit Investment Trust Fund (UITF) designated as financial assets at FVPL.

Fair value of financial assets at FVPL as at December 31, 2022 and 2021 amounted to P4.62 million and P4.80 million, respectively. Unrealized (gain) loss from financial assets at FVPL amounted to P0.18 million, (P0.06 million) and (P0.26 million) in 2022, 2021 and 2020, respectively.

Dividend income earned from these shares amounted to nil, P0.24 million and P0.13 million in 2022, 2021 and 2020.

9. Other Current Assets

This account consists of:

	2022	2021
	<i>(In Thousands)</i>	
Input VAT	P1,090,001	P542,756
CWTs	387,668	354,616
Advances to suppliers and contractors	175,968	45,195

(Forward)



	2022	2021
	<i>(In Thousands)</i>	
Prepayments	₱99,612	₱60,392
Refundable deposits	8,160	63,242
Ice and beverages	4,925	4,155
	1,766,334	1,070,356
Less allowance for impairment losses	8,953	8,953
	₱1,757,381	₱1,061,403

Input VAT pertains to VAT passed on from purchases of goods or services which is applied against output VAT.

Creditable withholding taxes (CWTs) are available for offset against income tax payable in the future periods.

Advances to suppliers and contractors pertain to advance payment to service contractors for construction services of the Group's real estate held for sale and development.

Prepayments pertain to prepaid insurance, taxes and licenses and other prepaid expenses that are to be amortized over a period of one (1) year.

Refundable deposits pertain to EPMI's utility deposit for the initial set-up of electricity supply by public utility companies and interest earned from these deposits accrue to the customers of EPMI. These deposits earn interest equivalent to the Peso Savings Account Interest rate of Land Bank of the Philippines on the first working day of the year, or other government banks subject to approval of ERC and may be refunded or applied to outstanding bill balance or differential billing upon termination of contract. The said deposits are equivalent to one (1) month estimated monthly billing and shall be adjusted annually to reflect the average billing during a one year period; or to replace any deposit previously applied; or to reflect the increase or decrease in load, or the number of the customers.

Movements in the allowance for impairment losses follow:

	2022	2021
	<i>(In Thousands)</i>	
Balances at beginning of year	₱8,953	₱2,747
Provisions (Note 21)	-	6,206
Balances at end of year	₱8,953	₱8,953

10. Investments in Joint Venture

On October 4, 2022, ALLHC entered into Joint Venture agreement with Flow Luna I Property Pte. Ltd (FLOW) representing 50% interest in A-FLOW Properties I Corp (AFLOW PropCo), a joint venture involved in the establishing, developing, operating, leasing, and owning digital, critical, and physical infrastructure of and for data center facilities and other digital transformative technologies, as well as to render and provide services ancillary to the foregoing. Its registered office and principal place of business is at Unit 2B Administration Building 1, Annex North Main Avenue Laguna Technopark Biñan (Poblacion) Laguna , Region IV-A Calabarzon..



Set out below is the summarized financial information for A-FLOW PropCo as of December 31, 2022 (in thousands):

Current assets	P232,643
Noncurrent assets	66,092
Current liabilities	(770)
Equity	297,966
Proportion of groups ownership	50%
Group's share in identifiable net assets	P148,983
Carrying amount of the investment	181,145
Capitalized transaction costs	32,162

ALLHC has not incurred any contingent liabilities as at December 31, 2022 in relation to its interest in the joint ventures, nor do the joint ventures themselves have any contingent liabilities for which the ALLHC is contingently liable.

ALLHC's capital commitments is to fund equity required for the joint venture *pari passu* and on a *pro rata* basis to their agreed ownership ratio and in accordance with the terms of the joint venture agreement, provided that if there are shareholders of the company other than FLOW, ALLHC and where applicable, their respective affiliates, the shareholders will fund equity based on their prevailing ownership ration. ALLHC did not receive any dividends from the joint venture.

Investment in joint venture includes professional fees amounting to P32.16 million.

11. Investment Properties

The details of this account follow:

	2022			Total
	Buildings and Improvements	Land and Improvements	Construction in Progress	
	<i>(In Thousands)</i>			
Cost				
At beginning of year	P10,779,379	P1,948,321	P347,940	P13,075,640
Additions (Note 14)	761,905	1,341,137	232,554	2,335,596
Reclassifications	39,620	-	(39,620)	-
At end of year	11,580,904	3,289,458	540,874	15,411,236
Accumulated Depreciation and Amortization				
At beginning of year	3,334,710	27,211	-	3,361,921
Depreciation and amortization (Notes 21 and 23)	353,881	676	-	354,557
At end of year	3,688,591	27,887	-	3,716,478
Balance before impairment	7,892,313	3,261,571	540,874	11,694,758
Less allowance for impairment losses	-	3,209	-	3,209
Net book values	P7,892,313	P3,258,362	P540,874	P11,691,549
	2021			
	Buildings and Improvements	Land and Improvements	Construction in Progress	Total
	<i>(In Thousands)</i>			
Cost				
At beginning of year	P9,863,186	P1,921,699	P817,032	P12,601,917
Additions	175,495	26,622	271,606	473,723
Reclassifications	740,698	-	(740,698)	-
At end of year	10,779,379	1,948,321	347,940	13,075,640
Accumulated Depreciation and Amortization				
At beginning of year	3,008,679	26,605	-	3,035,284
Depreciation and amortization (Notes 21 and 23)	326,031	606	-	326,637
At end of year	3,334,710	27,211	-	3,361,921
Balance before impairment	7,444,669	1,921,110	347,940	9,713,719
Less allowance for impairment losses	-	3,209	-	3,209
Net book values	P7,444,669	P1,917,901	P347,940	P9,710,510



TPI

Investment properties of TPI substantially represent buildings and leasehold improvements on the land leased from PNR which are utilized in the TPI's mall operations and held for rentals.

LCI

The excess of appraised values over the acquisition costs of the properties is shown under the "Revaluation increment" account in the consolidated statement of financial position and in the consolidated statement of changes in equity. An amount corresponding to the difference between the depreciation based on the revalued carrying amount of the asset and depreciation based on the original cost is transferred annually from "Revaluation increment" to "Retained earnings" account in the consolidated statement of financial position.

Fair Value of Investment Properties

The aggregate fair value of the Group's investment properties of buildings, land and improvements amounted to ₱18,829.96 million and ₱20,906.73 million as of December 31, 2022 and 2021, respectively. The fair values of the buildings, land and improvements of the Group is determined using income approach method (except URDC where sales comparison approach method has been used) considers rental escalation rate for the minimum rental guaranteed for the remaining life of the buildings and building improvements using the discount rate and terminal capitalization rate ranging from 10% to 11% and 5% to 10%, respectively.

The fair values of the investment properties were determined by independent professionally qualified appraisers from Cuervo Appraisers Inc. The following table provides the fair value hierarchy of the Group's investment properties as of December 31, 2022 and 2021:

2022

Observable Inputs	Valuation Technique	Date of Valuation	Total	Fair value measurement using			
				Quoted prices in active markets (Level 1)	Significant observable inputs (Level 2)	Significant unobservable inputs (Level 3)	
<i>(In Thousands)</i>							
Land properties							
LCVI	Expected rents and expenses	Income Approach	July 21, 2020	₱1,342,647	₱-	₱-	₱1,342,647
URDC	Comparable selling price	Sales Comparison approach	March 10, 2020	3,562,976	-	-	3,562,976
Building							
OLI	Expected rents and expenses	Income approach	December 15, 2022	6,750,728	-	-	6,750,728
TPI	Expected rents and expenses	Income approach	December 13, 2022	3,432,623	-	-	3,432,623
LCVI	Expected rents and expenses	Income approach	July 21, 2020	996,117	-	-	996,117
LTI	Expected rents and expenses	Income approach	February 5, 2021	2,744,874	-	-	2,744,874

2021

Observable Inputs	Valuation Technique	Date of Valuation	Total	Fair value measurement using			
				Quoted prices in active markets (Level 1)	Significant observable inputs (Level 2)	Significant unobservable inputs (Level 3)	
<i>(In Thousands)</i>							
Land properties							
LCVI	Expected rents and expenses	Income Approach	July 21, 2020	₱1,342,647	₱-	₱-	₱1,342,647
URDC	Comparable selling price	Sales Comparison approach	March 10, 2020	3,562,976	-	-	3,562,976
Building							
OLI	Expected rents and expenses	Income approach	January 28, 2022	9,089,011	-	-	9,089,011
TPI	Expected rents and expenses	Income approach	December 23, 2021	3,171,102	-	-	3,171,102
LCVI	Expected rents and expenses	Income approach	July 21, 2020	996,117	-	-	996,117
LTI	Expected rents and expenses	Income approach	February 5, 2021	2,744,874	-	-	2,744,874



The appraised values of building, land and improvements were estimated using the following approach:

Income Approach - the fair value of all investment properties derived through converting anticipated future benefits into current property value.

Sales Comparison Approach - the value of the property that considers the sale of similar or substitute properties and related market data and establishes a value estimate by processes involving comparison. Listings and offerings may also be considered.

The fair value of the Construction-in-progress of the Group is equivalent to the total cost incurred to date in the development and construction of the project amounting to ₱540.87 million and ₱347.94 million as of December 31, 2022 and 2021, respectively.

Revaluation Increment

Movement of revaluation increment follows:

	2022	2021
	<i>(In Thousands)</i>	
Beginning balance	₱189,779	₱196,808
Transfer of realized valuation increment	(7,029)	(7,029)
Balances at end of year	₱182,750	₱189,779

Revaluation increment realized through depreciation and transferred to deficit (net of related tax) amounted to ₱7.03 million in 2022 and 2021.

Consolidated rental revenue from investment properties amounted to ₱1,071.15 million, ₱781.56 million and ₱851.98 million in 2022, 2021, and 2020, respectively. Direct operating expenses incurred for investment properties amounted to ₱1,018.78 million, ₱881.13 million and ₱555.09 million in 2022, 2021 and 2020, respectively (see Note 23).

In 2020, the Group recognized gain on sale of investment properties amounting to ₱94.06 million.

Construction in progress pertain to two warehouses in Laguna under renovation. The construction period normally ranges from within one year to two years depending on the size of the asset.

The Group's budgeted total capital expenditures was ₱4.20 billion for projects and spent ₱3.68 billion as of December 31, 2022 for land development, building improvements, and land acquisition. This was financed through internally generated funds and advances.

The Group has no restriction on the realizability of its investment properties and no obligation to either purchase, construct or develop or for repairs, maintenance and enhancements.



12. Property and Equipment

The details of this account follow:

2022

	Land	Building	Leasehold Improvements	Machinery and Equipment	Transportation Equipment	Furniture, Fixtures and Equipment	Construction in Progress	Total
Cost				<i>(In Thousands)</i>				
At beginning of year	₱193,223	₱492,704	₱10,066	₱60,413	₱26,102	₱42,969	₱5,929	₱831,406
Additions	161,410	197,462	–	668	4,182	16,643	17,384	397,749
At end of year	354,633	690,166	10,066	61,081	30,284	59,612	23,313	1,229,155
Accumulated Depreciation and Amortization								
At beginning of year	–	6,999	2,418	47,172	10,886	40,472	–	107,947
Depreciation and amortization (Notes 21 and 23)	–	18,334	506	6,230	4,137	1,986	–	31,193
At end of year	–	25,333	2,924	53,402	15,023	42,458	–	139,140
Net Book Values	₱354,633	₱664,833	₱7,142	₱7,679	₱15,261	₱17,154	₱23,313	₱1,090,015

2021

	Land	Building	Leasehold Improvements	Machinery and Equipment	Transportation Equipment	Furniture, Fixtures and Equipment	Construction in Progress	Total
Cost				<i>(In Thousands)</i>				
At beginning of year	₱–	₱–	₱2,732	₱55,625	₱10,968	₱41,868	₱–	₱111,193
Additions	4,226	11,305	7,334	4,750	15,134	1,195	5,929	49,873
Additions through business combination (Note 14)	188,997	481,399	–	–	–	–	–	670,396
Disposals	–	–	–	–	–	(56)	–	(56)
Reclassifications	–	–	–	38	–	(38)	–	–
At end of year	193,223	492,704	10,066	60,413	26,102	42,969	5,929	831,406
Accumulated Depreciation and Amortization								
At beginning of year	–	–	1,941	33,642	9,262	39,170	–	84,015
Depreciation and amortization (Notes 21 and 23)	–	6,999	477	13,227	1,624	1,661	–	23,988
Disposals	–	–	–	–	–	(56)	–	(56)
Reclassifications	–	–	–	303	–	(303)	–	–
At end of year	–	6,999	2,418	47,172	10,886	40,472	–	107,947
Net Book Values	₱193,223	₱485,705	₱7,648	₱13,241	₱15,216	₱2,497	₱5,929	₱723,459



13. Other Noncurrent Assets

This account consists of:

	2022	2021
	<i>(In Thousands)</i>	
Deferred input VAT	₱99,584	₱387,606
Refundable deposits	72,283	13,310
Advances to suppliers and contractors	–	50,000
Others	1,715	827
	₱173,582	₱451,743

Deferred input VAT arises from the purchase of capital goods by the Group for amortization for a period of 5 years.

Refundable deposits pertain to deposits made to utility companies, other suppliers and various miscellaneous deposits.

Advances to contractors and suppliers pertain to advance payment to service contractors for various renovation and rehabilitation services of the Group's buildings.

Others include software costs with depreciation expense recognized amounting to ₱0.05 million, ₱0.45 million and ₱0.99 million for the years 2022, 2021 and 2020, respectively (see Note 21).

14. Business Combinations / Acquisition of Group of Assets

Acquisition of Cold Storage Facilities

On April 8, 2021, in a Deed of Absolute Sale, the Group purchased a land with an area of 11,800 square meters located in the City of Biñan, Laguna, for a consideration amounting to ₱118.94 million, inclusive of VAT.

On the same day, in a Deed of Absolute Sale, the Group also purchased a building with an area of 7,868.02 square meters located in the City of Biñan, Laguna, for a consideration amounting to ₱289.86 million, inclusive of VAT. The Group partially paid 82.75% of the purchase price and the remaining ₱50.00 million was settled on January 15, 2022.

The Group assumed ownership of the following assets (in thousands):

Assets	
Building and improvements	₱258,800
Land	106,200
Cost of acquisition	₱365,000

On December 13, 2021, in a Deed of Absolute Sale, the Group purchased a land and building with an existing equipment with an area of 7,527 and 6,628 square meters, respectively located in the City of Biñan, Laguna, for a consideration amounting to ₱378.12 million, VAT Inclusive.



Of the total consideration of ₱378.12 million, only ₱22.66 million was paid on December 13, 2021, and the remaining ₱355.46 million will be paid based on the following terms:

Date	Payment
6/13/2022	₱30,000,000
12/13/2022	65,092,871
12/13/2023	65,092,871
12/13/2024	65,092,871
12/13/2025	65,092,871
12/13/2026	65,092,871

These outstanding balances are included as part of "Accounts payable and Accrued Expenses" (see Note 15) and "Nontrade payable - noncurrent".

The Group assumed ownership of the following assets (in thousands):

Assets	
Building and improvements	₱254,811
Land	82,797
Cost of acquisition	₱337,608

Acquisition of Dry Warehouse Facilities

On February 4, 2022, in a Deed of Absolute Sale, the Group purchased a land from Aibis Land Management Inc. with an area of 96,980 square meters located in the City of Sto. Tomas, Province of Batangas, for a consideration amounting to ₱658.57 million, VAT Inclusive.

On the same day, in a Deed of Absolute Sale, the Company also purchased a building from Shen Long Property Management Inc. with an area of 69,435 square meters located in the City of Sto. Tomas, Province of Batangas, for a consideration amounting to ₱578.66 million, inclusive of VAT.

Of the total consideration of ₱1,237.23 million, only ₱113.96 million was paid on February 4, 2022, and the remaining ₱1,123.27 million will be paid on the following terms:

Date	Payment
02/04/2022	113,955,405
02/04/2023	245,602,591
02/04/2024	219,417,991
02/04/2025	219,417,991
02/04/2026	219,417,991
02/04/2027	219,417,992

15. Accounts Payable and Accrued Expenses

The details of this account follow:

	2022	2021
	<i>(In Thousands)</i>	
Accrued expenses		
Commissions	₱61,731	₱72,206
Rent (Note 29)	7,336	9,016
Contracted services	6,168	8,847
Professional and management fees	1,061	40,039
Light and water	714	89,492

(Forward)



	2022	2021
	<i>(In Thousands)</i>	
Repairs and maintenance	₱485	₱3,893
Others	3,073	5,313
	80,568	228,806
Nontrade payables (Notes 11 and 14)	841,378	333,219
Trade payables	935,311	786,164
Provisions (Note 30)	35,057	29,057
Retention payables (Note 14)	28,585	30,000
Dividend payable	1,720	1,720
Others	7,572	2,204
	₱1,930,191	₱1,411,170

Nontrade payables includes current portion of installment payable amounting to ₱352.51 and ₱65.10 million in 2022 and 2021, respectively. It also includes taxes and other payables normally settled within one (1) year.

Movements in the unamortized discount of the Group's long-term nontrade payable follows:

	2022	2021
	<i>(In Thousands)</i>	
Balance at beginning of year	₱31,654	₱-
Additions during the year	105,493	32,212
Accretion for the year (Note 24)	(41,514)	(558)
Balance at end of year	₱95,633	₱31,654

Retention payable pertain to retentions from the contractors' progress billings which will be released after the expiration of the project's warranty period. The retention serves as security from the contractor should there be defects in the project.

The terms and conditions of the above payables are as follows:

- Trade payables are noninterest-bearing and are normally settled on thirty (30) days' term.
- Accrued payables are noninterest-bearing and are normally settled on sixty (60) days' term or due and demandable.
- All other payables are noninterest-bearing and have an average term of one (1) year.

Dividend payable pertains to the unpaid portion of dividend declared attributable to the non-controlling interest of Laguna Technopark, Inc.

Other payables include claims payables pertaining to the estimated ultimate cost of incurred but not settled claims as at the reporting period.

16. Long-term Debt

Parent Company

In 2021, the Parent Company availed loan from a local bank amounting to ₱1,290.00 with a term of 10 years and interest rate of 3.27% per annum subject to repricing per annum. The loans were used for working capital requirements. Transaction cost related to the loan amounted to ₱9.67 million.

Laguna Technopark, Inc. (LTI)

In 2021, LTI availed loan from a local bank amounting ₱690.00 million with a term of 10 years and interest rate of 3.27% per annum subject to repricing per annum. The loans were used for working capital requirements. Transaction cost related to the loan amounted to ₱5.18 million.



Ecozone Power Management Inc. Inc. (EPMI)

On September 27, 2022, EPMI availed loan from a local bank amounting P373.00 million with a term of 10 years and interest rate of 3.28% per annum subject to repricing per annum. Transaction cost related to the loan amounted to P2.80 million. Additional loan was availed in November 2022 amounting to P127.00 million with a term of 10 years and interest rate of 4.70% per annum subject to repricing per annum. Transaction cost related to the loan amounted to P0.95 million. The proceeds from the loans were used for working capital requirements.

The rollforward analysis of discount follows (in thousands):

	2022	2021
Balance at beginning of year	P14,703	P-
Additions	3,750	14,850
Discount amortization (Note 24)	(1,613)	(147)
Balance at end of year	P16,840	P14,703

Interest expense amounted to P66.32 million and P6.21 million for 2022 and 2021, respectively (see Note 24).

These loans require that the Group to comply with certain covenants including, among others, a bank debt to tangible net worth ratio of 3 is to 1 based on the latest audited financial statements of the Parent Company, LTI and EPMI. As of December 31, 2022, this ratio was complied with by the entities.

17. Rental and Other Deposits

The details of this account follow:

	December 31, 2022			December 31, 2021		
	Due within One Year	Beyond One Year	Total	Due within One Year	Beyond One Year	Total
	<i>(In Thousands)</i>					
Security deposits	P376,986	P149,320	P526,306	P239,149	P231,511	P470,660
Rental deposits	69,616	144,262	213,878	68,724	111,351	180,075
Construction bond	18,588	4,760	23,348	39,394	4,158	43,552
Customer deposits	9,381	-	9,381	9,427	-	9,427
Other deposits	9,190	-	9,190	13,349	4,887	18,236
	P483,761	P298,342	P782,103	P370,043	P351,907	P721,950

Tenants are required to post security deposits, which shall be refunded, without interest, within sixty (60) days after the expiration of the lease period, deducting the amount of damages to the leased premises, if any. Interest expense from accretion of security deposits amounted to P0.35 million, nil and nil for the years in 2022, 2021 and 2020, respectively.

Security deposits also include deposits that may be refunded or applied to any outstanding account of the customers at the end of the retail electricity supply term. The duration of these deposits ranges from three to six months.

Rental deposits are equivalent to tenant's three month's current rent and shall be increased annually or as is when the rental rate increases. These are paid upon signing of the contract of lease or possession of leased premises, whichever comes first and can be applied as payment for rent due for the last three months of the lease.

Construction bond is tenants' payments as security for repairs or any damaged caused to the Group's property arising out of or in connection to any loss, damage, or destruction to the leased premises as a result of the renovation or construction. The construction bond shall be equivalent to tenant's one month's minimum rent and can be applied as payment for outstanding accounts provided that they are in compliance with the construction guidelines and requirements imposed by the Group.



Customer deposits pertain to reservation deposits of the tenants which will form part of the payment of rent upon commencement of lease.

18. Equity

The details of the common shares of the Parent Company follows:

2022

	Number of Shares	Amount
Authorized, ₱1 par value	7,500,000,000	₱7,500,000,000
Issued	6,158,660,192	₱6,158,660,192
Subscribed	142,931,795	142,931,795
Less subscription receivables		99,815,504
Issued and outstanding		₱6,201,776,483

2021

	Number of Shares	Amount
Authorized, ₱1 par value	7,500,000,000	₱7,500,000,000
Issued	6,158,660,192	₱6,158,660,192
Subscribed	142,931,795	142,931,795
Less subscription receivables		106,274,191
Issued and outstanding		₱6,195,317,796

In 2022, the issued capital and additional paid-in capital increased by ₱6.46 million and ₱4.39 million, respectively, arising from the collection of subscription receivables.

In 2021, the issued and subscribed capital and additional paid-in capital increased by ₱10.48 million and ₱5.14 million, respectively, arising from the collection of subscription receivables and ESOWN subscription.

The Parent Company's track record of capital stock follows:

	Number of shares registered	Issue/offer price	Date of approval	Number of holders as of year end
January 1, 2020	6,148,081,534			785
Add:				
Additional issuance	3,072,000	₱1.00/share	November 10, 2015	
Additional issuance	29,038	₱1.68/share	November 10, 2015	
Additional issuance	2,270,200	₱1.00/share	May 19, 1989	
December 31, 2020	6,153,452,772			784
Add:				
Additional issuance	3,584,000	₱1.00/share	November 10, 2015	
Additional issuance	1,277,400	₱1.68/share	November 10, 2015	
Additional issuance	346,000	₱1.00/share	May 19, 1989	
December 31, 2021	6,158,660,172			740
December 31, 2022	6,158,660,172			727

Retained Earnings

Retained earnings also include undistributed net earnings amounting to ₱5,321.00 million and ₱4,371.00 million as of December 31, 2022 and 2021, respectively, representing accumulated equity in the net earnings of subsidiaries. These are not available for dividend distribution unless declared by the subsidiaries.



In 2020, Laguna Technopark, Inc., the Parent Company's subsidiary, declared cash dividends for a total amount of ₱350.00 million of which ₱17.50 million is attributable to non-controlling interest.

In 2021, URDC declared cash dividends amounting to ₱200.00 million and appropriated ₱720.00 million retained earnings for future expansion.

In 2021, OLI declared cash dividends for a total amount of ₱460.00 million.

Shares held by a subsidiary

On September 5, 2019, OLI subscribed to 49,444,216 shares of the Parent Company in cash amounting to ₱144.38 million. As of December 31, 2022, the listing of these shares are still pending with the Philippine Stock Exchange.

Capital Management

The primary objective of the Group's capital management is to optimize the use and earnings potential of the Group's resources and considering changes in economic conditions and the risk characteristics of the Group's activities.

The Group manages its capital structure and makes adjustments to it in light of changes in economic conditions. To maintain or adjust the capital structure, the Group may adjust the dividend payment to shareholders, return capital to shareholders or issue new shares. No changes were made in the objectives, policies or processes as at December 31, 2022 and 2021.

As at December 31, 2022 and 2021, the Group considers the following accounts as capital:

	2022	2021
	<i>(In Thousands)</i>	
Capital stock	₱6,201,777	₱6,195,318
Additional paid-in capital	6,020,123	6,015,733
	₱12,221,900	₱12,211,051

The Group is not subject to externally imposed capital requirements.

19. Related Party Transactions

Related party relationship exists when one party has the ability to control, directly or indirectly through one or more intermediaries, the other party or exercise significant influence over the other party in making financial and operating decisions. Such relationship also exists between and/or among entities, which are under common control with the reporting enterprises and its key management personnel, directors or its stockholders. In considering each related party relationship, attention is directed to the substance of the relationship, and not merely the legal form. The Group has an approval requirement and limits on the amount and extent on any related party transactions.

The Parent Company and its subsidiaries, in their normal course of business, have entered into transactions with related parties principally consisting of interest and noninterest-bearing advances with no fixed repayment terms and are due and demandable. These transactions are normally settled in cash.

The assessment of impairment is undertaken at each financial year-end by examining the financial position of the related parties and the market in which the related parties operate. As of December 31, 2022 and 2021, the Group has not recognized any impairment on its amounts owed by related parties.



Account balances with related parties, other than intra-group balances which were eliminated in consolidation, follows:

As at and for the year ended December 31, 2022

Amounts owed by related parties

Category	Amount of transactions (In Thousands)	Outstanding Balance (In Thousands)	Terms	Conditions
<i>Parent</i>				
ALI (a)	₱9,765	₱50,599	To be settled in cash and collectible on demand	Unsecured, noninterest- bearing, not impaired, and unguaranteed
ALI (b)	(289,661)	8,192	To be settled in cash and collectible on demand	Unsecured, not impaired, and unguaranteed
<i>Entities under common control</i>				
Airswift Transport, Inc. (b)				
Principal Interest	(13,380) 1,653	32,620 5,075	To be settled in cash, 628-days; 5.5% to 5.68%	Unsecured, not impaired, and unguaranteed
North Triangle Hotel Ventures, Inc. (b)				
Interest	-	87	To be settled in cash and collectible on demand	Unsecured, not impaired, and unguaranteed
Central Block Development, Inc. (b)				
Interest HLC Development Corp. (b)	-	323	To be settled in cash and collectible on demand	Unsecured, not impaired, and unguaranteed
Interest	-	84	To be settled in cash and collectible on demand	Unsecured, not impaired, and unguaranteed
Amaia Land Corporation (b)				
Principal Interest	23,200 3,274	50,000 3,454	To be settled in cash, 28- days; 5.68%-5.68%	Unsecured, not impaired, and unguaranteed
Ayala Land Metro North, Inc. (d)				
ESTA Galleria, Inc. (b)	(10,779)	3,408	To be settled in cash and collectible on demand	Unsecured, noninterest- bearing, not impaired, and unguaranteed
Interest	-	366	To be settled in cash and collectible on demand	Unsecured, noninterest- bearing, not impaired, and unguaranteed
ESTA Galleria, Inc. (d)	51	132	To be settled in cash and collectible on demand	Unsecured, noninterest- bearing, not impaired, and unguaranteed
Nuevo Centro, Inc. (d)	2,511	4,139	To be settled in cash and collectible on demand	Unsecured, noninterest- bearing, not impaired, and unguaranteed
Ecosouth Hotel Ventures, Inc. (d)	(3)	-	To be settled in cash and collectible on demand	Unsecured, noninterest- bearing, not impaired, and unguaranteed
Crans Montana Property Holdings Corp. (b)				
Interest	-	5	To be settled in cash and collectible on demand	Unsecured, not impaired, and unguaranteed
<i>(Forward)</i>				



Category	Amount of transactions (In Thousands)	Outstanding Balance (In Thousands)	Terms	Conditions
Bay City Commercial Corp. (b)				
Principal Interest	(P518,625) 10,163	P93,375 18,341	To be settled in cash, 522-days; 5.5%-5.91%	Unsecured, not impaired, and unguaranteed
Sicogon Island Tourism Estate Corp. (b)				
Principal Interest	(9,700) 73	8,500 223	To be settled in cash, 968-days; 5.68%-5.84%	Unsecured, not impaired, and unguaranteed
Circuit Makati Hotel Ventures, Inc. (b)				
Interest	-	49	To be settled in cash and collectible on demand	Unsecured, not impaired, and unguaranteed
Amicassa Process Solutions, Inc. (c)	201	571	To be settled in cash and collectible on demand	Unsecured, not impaired, and unguaranteed
Cagayan de Oro Gateway Corp. (b)				
Interest	(404)	135		
Avida Land Corporation (d)	771	771	To be settled in cash and collectible on demand	Unsecured, not impaired, and unguaranteed
Avida Land Corporation (b)				
Interest	(2,640)	1,889	To be settled in cash and collectible on demand	Unsecured, not impaired, and unguaranteed
Arvo Commercial Corporation (b)				
Principal Interest	7,000 511	23,000 5,266	To be settled in cash, 161-days; 5.5%-5.84%	Unsecured, not impaired, and unguaranteed
Ten Knots Development Corporation (b)				
Principal Interest	- 71	8,000 93	To be settled in cash, 42- days; 5.5%	Unsecured, not impaired, and unguaranteed
Ten Knots Philippines, Inc. (b)				
Principal Interest	(4,000) (305)	- (220)	To be settled in cash and collectible on demand	Unsecured, not impaired, and unguaranteed
Soltea Commercial Corp (b)				
Principal Interest	(17,400) (33)	3,000 799	To be settled in cash, 618-days; 5.84%	Unsecured, not impaired, and unguaranteed
Summerhill Commercial (b)				
Interest	(61)	52	To be settled in cash and collectible on demand	Unsecured, not impaired, and unguaranteed
Ayala Group Counselors Corp. (e)	-	241	To be settled in cash and collectible on demand	Unsecured, not impaired, and unguaranteed
Leisure and Allied Industries Phils., Inc. (d)	-	(51)		
Makati Development Corp. (d)	6,273	6,335	To be settled in cash and collectible on demand	Unsecured, not impaired, and unguaranteed
AMSI, Inc. (d)	-	270	To be settled in cash and collectible on demand	Unsecured, not impaired, and unguaranteed
Econorth Resort Ventures, Inc. (d)	-	38	To be settled in cash and collectible on demand	Unsecured, not impaired, and unguaranteed
North Triangle Depot Commercial Corp. (d)	600	601	To be settled in cash and collectible on demand	Unsecured, not impaired, and unguaranteed
North Eastern Commercial (d)	-	91	To be settled in cash and collectible on demand	Unsecured, noninterest- bearing, not impaired, and unguaranteed
(Forward)				



Category	Amount of transactions (In Thousands)	Outstanding Balance (In Thousands)	Terms	Conditions
North Ventures Commercial (d)	P-	P274	To be settled in cash and collectible on demand	Unsecured, noninterest-bearing, not impaired, and unguaranteed
PCM Formosa Company Limited (d)	-	606	To be settled in cash and collectible on demand	Unsecured, noninterest-bearing, not impaired, and unguaranteed
Horizon Wealth Holdings, Inc. (d)	-	1	To be settled in cash and collectible on demand	Unsecured, noninterest-bearing, not impaired, and unguaranteed
ALI Commercial Center (c)	269	943	To be settled in cash and collectible on demand	Unsecured, noninterest-bearing, not impaired, and unguaranteed
ALI Commercial Center (b)				
Principal	73,100	81,100	To be settled in cash, 225-days; 5.68%-5.84%	Unsecured, not impaired, and unguaranteed
Interest	5,532	5,593	To be settled in cash and collectible on demand	Unsecured, not impaired, and unguaranteed
BellaVita Land Corp (b)				
Interest	(133)	-	To be settled in cash and collectible on demand	Unsecured, not impaired, and unguaranteed
Accendo Commercial Corp (b)				
Principal	(2,000)	16,000	To be settled in cash, 39-days; 5.68%	Unsecured, not impaired, and unguaranteed
Interest	(8)	48	To be settled in cash and collectible on demand	Unsecured, not impaired, and unguaranteed
Capitol Central Commercial Ventures Corp (b)				
Principal	(73,000)	3,000	To be settled in cash, 631-days; 5.84%	Unsecured, not impaired, and unguaranteed
Interest	232	754	To be settled in cash and collectible on demand	Unsecured, not impaired, and unguaranteed
Primavera Towncentre, Inc. (b)				
Principal	49,005	49,005	To be settled in cash, 357-days; 5.84%-5.84%	Unsecured, not impaired, and unguaranteed
Interest	1,498	1,498	To be settled in cash and collectible on demand	Unsecured, not impaired, and unguaranteed
Cavite Commercial Town Center, Inc. (b)				
Principal	6,500	16,500	To be settled in cash, 160-days; 5.5%-5.68%	Unsecured, not impaired, and unguaranteed
Interest	373	641	To be settled in cash and collectible on demand	Unsecured, not impaired, and unguaranteed
South Innovative Theater Management Inc. (b)				
Interest	-	35	To be settled in cash and collectible on demand	Unsecured, not impaired, and unguaranteed
Ayala Triangle Hotel Ventures, Inc. (b)				
Interest	-	185	To be settled in cash and collectible on demand	Unsecured, not impaired, and unguaranteed
Station Square East Commercial Corp (b)				
Interest	1,687	1,687	To be settled in cash and collectible on demand	Unsecured, not impaired, and unguaranteed
Alveo Land Corporation (d)	14	14	To be settled in cash and collectible on demand	Unsecured, not impaired, and unguaranteed
Cebu District Property Enterprise, Inc. (d)	83	83	To be settled in cash and collectible on demand	Unsecured, not impaired, and unguaranteed
Ayala Property Management Corp. (d)	-	1	To be settled in cash and collectible on demand	Unsecured, noninterest-bearing, not impaired, and unguaranteed

(Forward)



Category	Amount of transactions (In Thousands)	Outstanding Balance (In Thousands)	Terms	Conditions
<i>Other related parties</i>				
Innove Communications, Inc. (d) Integrated Microelectronics Inc.(d)	₱ 73	₱196	To be settled in cash and collectible on demand	Unsecured, not impaired, and unguaranteed
Bank of the Philippine Islands (c) Globe Telecom Inc. (c)	494	494	To be settled in cash and collectible on demand	Unsecured, not impaired, and unguaranteed
	38	35	To be settled in cash and collectible on demand	Unsecured, not impaired, and unguaranteed
	1,686	1,231	To be settled in cash and collectible on demand	Unsecured, not impaired, and unguaranteed
Total		₱509,777		

Amounts owed to related parties

Category	Amount of transactions (In Thousands)	Outstanding Balance	Terms	Conditions
<i>Parent</i>				
ALI (h)	₱812,658	₱1,513,250	To be settled in cash and collectible on demand	Unsecured, not impaired, and unguaranteed
Ayala Corporation (g)	-	149,539	To be settled in cash and collectible on demand	Unsecured, not impaired, and unguaranteed
<i>Entities under common control</i>				
Ayalaland Malls, Inc. (d)	571	765	To be settled in cash and collectible on demand	Unsecured, not impaired, and unguaranteed
Ayala Property Management Corp. (b)				
Principal	97,000	97,000	To be settled in cash, 216-days; 5.5%-5.68%	Unsecured, not impaired, and unguaranteed
Interest	1,584	1,673	To be settled in cash and collectible on demand	Unsecured, not impaired, and unguaranteed
Ayala Property Management Corp. (d)	53	1,746	To be settled in cash and collectible on demand	Unsecured, not impaired, and unguaranteed
Makati Development Corp. (b)				
Principal	41,832	41,832	To be settled in cash, 29-days; 5.81%	Unsecured, not impaired, and unguaranteed
Interest	3,848	3,848	To be settled in cash and collectible on demand	Unsecured, not impaired, and unguaranteed
Makati Development Corp. (e)	(27,452)	373,513	To be settled in cash and collectible on demand	Unsecured, not impaired, and unguaranteed
Nuevocentro, Inc. (d)	(2,578)	356	To be settled in cash and collectible on demand	Unsecured, not impaired, and unguaranteed
AMSI, Inc. (d) APRISA Business Solutions (d) Amicassa Process Solutions, Inc. (d) Philippine Integrated Energy Solutions, Inc. (d) Avencosouth Corp. (d)	(52)	3,579	Due and demandable noninterest bearing	Unsecured, not impaired, and unguaranteed
	(1,206)	418	Due and demandable noninterest bearing	Unsecured, not impaired, and unguaranteed
	1	469	Due and demandable noninterest bearing	Unsecured, not impaired, and unguaranteed
	(17)	-	Due and demandable noninterest bearing	Unsecured, not impaired, and unguaranteed
	(33)	-	Due and demandable noninterest bearing	Unsecured, not impaired, and unguaranteed
Ayala Group Counselors Corp. Ayalaland Metro North, Inc. (b)	(1,083)	931	Due and demandable noninterest bearing	Unsecured, not impaired, and unguaranteed
Principal	15,000	15,000	To be settled in cash, 104-days; 5.5%	Unsecured, not impaired, and unguaranteed
Interest	176	226	To be settled in cash and collectible on demand	Unsecured, not impaired, and unguaranteed
Station Square East Commercial Corp. (b)				

(Forward)



Category	Amount of transactions (In Thousands)	Outstanding Balance	Terms	Conditions
Principal	P11,000	P21,000	To be settled in cash, 31- days; 5.81%-5.91%	Unsecured, not impaired, and unguaranteed
Interest	67	307	To be settled in cash and collectible on demand	Unsecured, not impaired, and unguaranteed
Avida Land Corp. (d)	-	320	To be settled in cash and collectible on demand	Unsecured, not impaired, and unguaranteed
Alveo Land Corp. (d)	62,948	62,948	To be settled in cash and collectible on demand	Unsecured, not impaired, and unguaranteed
Alveo Land Corp. (b)				
Principal	8,400	8,400	To be settled in cash, 17- days; 5.81%	Unsecured, not impaired, and unguaranteed
Interest	(4,633)	388	To be settled in cash and collectible on demand	Unsecured, not impaired, and unguaranteed
Solinea, Inc. (b)				
Interest	-	298	Due and demandable noninterest bearing	Unsecured and unguaranteed
Summerhill Commercial Ventures (b)				
Principal	(3,655)	3,590	To be settled in cash, 72- days; 5.68%-5.68%	Unsecured, not impaired, and unguaranteed
Interest	344	1,034	To be settled in cash and collectible on demand	Unsecured, not impaired, and unguaranteed
Taft Punta Engano Property, Inc. (b)				
Interest	535	1,231	To be settled in cash and collectible on demand	Unsecured, not impaired, and unguaranteed
Ayala Hotels, Inc. (b)				
Principal	48,880	51,880	To be settled in cash, 41- days; 5.5%-5.68%	Unsecured, not impaired, and unguaranteed
Interest	658	5,926	To be settled in cash and collectible on demand	Unsecured, not impaired, and unguaranteed
Southportal Properties, Inc. (b)				
Principal	11,800	20,800	To be settled in cash, 377-days; 5.68%-5.68%	Unsecured, not impaired, and unguaranteed
Interest	725	1,220	To be settled in cash and collectible on demand	Unsecured, not impaired, and unguaranteed
AREIT Fund Manager, Inc. (b)				
Principal	(8,000)	-	To be settled in cash and collectible on demand	Unsecured, not impaired, and unguaranteed
Interest	(9)	7	To be settled in cash and collectible on demand	Unsecured, not impaired, and unguaranteed
Accendo Commercial Corp. (b)				
Interest	(27)	-	To be settled in cash and collectible on demand	Unsecured, not impaired, and unguaranteed
ALI Commercial Center (b)			To be settled in cash and collectible on demand	Unsecured, not impaired, and unguaranteed
Interest	328	580	To be settled in cash and collectible on demand	Unsecured, not impaired, and unguaranteed
North Beacon Commercial Corp. (b)				
Principal	6,000	12,000	To be settled in cash, 371-days; 5.68%	Unsecured, not impaired, and unguaranteed
Interest	429	4,453	To be settled in cash and collectible on demand	Unsecured, not impaired, and unguaranteed
AREIT, Inc. (b)				
Principal	85,000	85,000	To be settled in cash, 205-days; 5.5%-5.91%	Unsecured, not impaired, and unguaranteed
Interest	2,096	7,793	To be settled in cash and collectible on demand	Unsecured, not impaired, and unguaranteed
ALI-CII Development Corp. (b)				
Principal	9,680	15,680	To be settled in cash, 818-days; 5.5%-5.84%	Unsecured, not impaired, and unguaranteed
Interest	294	362	To be settled in cash and collectible on demand	Unsecured, not impaired, and unguaranteed

(Forward)



Category	Amount of transactions (In Thousands)	Outstanding Balance	Terms	Conditions
MDBI Construction Corp. (b)				
Principal	₱51,000	₱86,000	To be settled in cash, 195-days; 5.49%-5.91%	Unsecured, not impaired, and unguaranteed
Interest	559	631	To be settled in cash and collectible on demand	Unsecured, not impaired, and unguaranteed
North Triangle Depot Commercial Corp. (b)				
Interest	-	123	Due and demandable noninterest bearing	Unsecured and unguaranteed
ALI Capital Corp. (b)				
Interest	(11)	-	Due and demandable noninterest bearing	Unsecured and unguaranteed
UP North Property Holdings, Inc. (b)				
Principal	12,220	81,220	To be settled in cash, 407-days; 5.5%-5.84%	Unsecured, not impaired, and unguaranteed
Interest	2,247	7,498	To be settled in cash and collectible on demand	Unsecured, not impaired, and unguaranteed
Glensworth Development, Inc. (b)				
Interest	-	1,246	Due and demandable noninterest bearing	Unsecured and unguaranteed
North Eastern Commercial Corp. (b)				
Interest	2	9,997	Due and demandable noninterest bearing	Unsecured and unguaranteed
Ayala Land Offices, Inc. (b)				
Principal	275,718	303,518	To be settled in cash, 398-days; 5.5%-5.68%	Unsecured, not impaired, and unguaranteed
Interest	4,982	12,141	To be settled in cash and collectible on demand	Unsecured, not impaired, and unguaranteed
North Ventures Commercial Corp. (b)				
Interest	-	285	To be settled in cash and collectible on demand	Unsecured and unguaranteed
Asian I-Office Properties, Inc. (b)				
Interest	(2,281)	-	To be settled in cash and collectible on demand	Unsecured, not impaired, and unguaranteed
Direct Power Services, Inc. (b)				
Principal	9,670	9,670	To be settled in cash, 82- days; 5.5%-5.5%	Unsecured, not impaired, and unguaranteed
Interest	359	370	To be settled in cash and collectible on demand	Unsecured, not impaired, and unguaranteed
Subic Bay Town Center, Inc. (b)				
Principal	(10,000)	-	To be settled in cash and collectible on demand	Unsecured, not impaired, and unguaranteed
Interest	775	869	To be settled in cash and collectible on demand	Unsecured, not impaired, and unguaranteed
Vesta Property Holdings, Inc. (b)				
Principal	(11,000)	-	To be settled in cash and collectible on demand	Unsecured, not impaired, and unguaranteed
Interest	674	13,592	To be settled in cash and collectible on demand	Unsecured, not impaired, and unguaranteed
CECI Realty Corp. (b)				
Principal	5,000	10,000	To be settled in cash, 30- days; 5.91%-5.91%	Unsecured, not impaired, and unguaranteed
Interest	220	808	To be settled in cash and collectible on demand	Unsecured, not impaired, and unguaranteed
Makati Cornerstone Leasing (b)				

(Forward)



Category	Amount of transactions (In Thousands) (P10,000)	Outstanding Balance P=	Terms	Conditions
Principal				
Interest	(57)	277	To be settled in cash and collectible on demand	Unsecured, not impaired, and unguaranteed
First Gateway Real Estate Corp. (b)				
Principal	2,500	2,500	To be settled in cash, 104-days; 5.5%-5.5%	Unsecured, not impaired, and unguaranteed
Interest	(4)	59	To be settled in cash and collectible on demand	Unsecured, not impaired, and unguaranteed
Soltea Commercial Corp. (b)				
Interest	-	32	Due and demandable noninterest bearing	Unsecured and unguaranteed
Alabang Commercial Corp. (b)				
Principal	4,145	23,000	To be settled in cash, 42-days; 5.49%-5.91%	Unsecured, not impaired, and unguaranteed
Interest	698	830	To be settled in cash and collectible on demand	Unsecured, not impaired, and unguaranteed
Ayala Land Sales, Inc. (b)				
Principal	(5,000)	5,000	To be settled in cash, 30-days; 2.00%	Unsecured, not impaired, and unguaranteed
Interest	970	1,013		
Adauge Commercial Corp. (b)				
Principal	30,820	30,820	To be settled in cash, 116-days; 5.5%-5.5%	Unsecured, not impaired, and unguaranteed
Interest	407	407	To be settled in cash and collectible on demand	Unsecured, not impaired, and unguaranteed
ALO Prime Realty Corporation (b)				
Principal	464,200	464,200	To be settled in cash, 134-days; 5.5%-5.5%	Unsecured, not impaired, and unguaranteed
Interest	7,348	7,348	To be settled in cash and collectible on demand	Unsecured, not impaired, and unguaranteed
ESTA Galleria, Inc. (d)	-	2,450	Due and demandable noninterest bearing	Unsecured and unguaranteed
Ayalaland Estates, Inc. (d)	17	17	To be settled in cash and collectible on demand	Unsecured, not impaired, and unguaranteed
Makati North Hotel Ventures (d)	1	15	Due and demandable noninterest bearing	Unsecured and unguaranteed
Ayalaland Malls Northeast, Inc. (d)	571	571	To be settled in cash and collectible on demand	Unsecured, not impaired, and unguaranteed
Philippine Integrated Energy Solutions, Inc. (b)				
Principal	5,620	5,620	To be settled in cash, 82-days; 5.5%-5.5%	Unsecured, not impaired, and unguaranteed
Interest	153	153	To be settled in cash and collectible on demand	Unsecured, not impaired, and unguaranteed
Lagoon Development Corp.(b)				
Principal	3,000	3,000	To be settled in cash, 42-days; 5.49%-5.49%	Unsecured, not impaired, and unguaranteed
Interest	15	15	To be settled in cash and collectible on demand	Unsecured, not impaired, and unguaranteed
Greenhaven Property Venture, Inc. (d)	217	217	To be settled in cash and collectible on demand	Unsecured, not impaired, and unguaranteed
Flow Luna I Property Pte. Ltd (d)	55,549	55,549	To be settled in cash and collectible on demand	Unsecured, not impaired, and unguaranteed
Other related parties				
Laguna AAA Waterworks Corp (d)	-	413	To be settled in cash and collectible on demand	Unsecured, not impaired, and unguaranteed
Innove Communications, Inc. (d)	(12)	24	Due and demandable noninterest bearing	Unsecured, not impaired, and unguaranteed
Globe Telecom, Inc (d)	6,289	6,307	To be settled in cash and collectible on demand	Unsecured, not impaired, and unguaranteed
Total		P3,675,169		



As at and for the year ended December 31, 2021

Amounts owed by related parties

Category	Amount of transactions (In Thousands)	Outstanding Balance	Terms	Conditions
<i>Parent</i>				
ALI (a)	₱10,865	₱40,833	To be settled in cash and collectible on demand	Unsecured, noninterest-bearing, not impaired, and unguaranteed
ALI (b)	(228,112)	297,853	To be settled in cash, 30-days; 1.96%-2.00%	Unsecured, not impaired, and unguaranteed
<i>Entities under common control</i>				
Airswift Transport, Inc. (b)				
Principal	14,000	46,000	To be settled in cash, 30-days; 2.00%	Unsecured, not impaired, and unguaranteed
Interest	835	3,137		
North Triangle Hotel Ventures, Inc. (b)				
Principal	-	-	To be settled in cash and collectible on demand	Unsecured, not impaired, and unguaranteed
Interest	-	87		
Central Block Development, Inc. (b)				
Principal	(14,300)	-	To be settled in cash and collectible on demand	Unsecured, not impaired, and unguaranteed
Interest	(47)	323		
HLC Development Corp. (b)				
Principal	(12,500)	-	To be settled in cash and collectible on demand	Unsecured, not impaired, and unguaranteed
Interest	14	84		
Amaia Land Corporation (b)				
Principal	11,100	26,800	To be settled in cash, 30-days; 1.96%-2.00%	Unsecured, not impaired, and unguaranteed
Interest	131	180		
Amaia Land Corporation (d)	(6,129)	-		
Ayala Land Metro North, Inc. (d)	8,166	14,187	To be settled in cash and collectible on demand	Unsecured, noninterest-bearing, not impaired, and unguaranteed
ESTA Galleria, Inc. (b)				
Interest	-	366	To be settled in cash and collectible on demand	Unsecured, noninterest-bearing, not impaired, and unguaranteed
ESTA Galleria, Inc. (d)	-	82	To be settled in cash and collectible on demand	Unsecured, noninterest-bearing, not impaired, and unguaranteed
Nuevo Centro, Inc. (d)	(21)	1,628	To be settled in cash and collectible on demand	Unsecured, noninterest-bearing, not impaired, and unguaranteed
Ecosouth Hotel Ventures, Inc. (d)	3	3	To be settled in cash and collectible on demand	Unsecured, noninterest-bearing, not impaired, and unguaranteed
Crans Montana Property Holdings Corp. (b)				
Principal	(1,000)	-	To be settled in cash and collectible on demand	Unsecured, not impaired, and unguaranteed
Interest	1	5		
Sicogon Island Tourism Estate Corp. (b)				
Principal	14,000	18,200	To be settled in cash, 30-days; 1.96% - 2.00%	Unsecured, not impaired, and unguaranteed
Interest	136	149		
Bay City Commercial Corp. (b)				
Principal	507,000	612,000	To be settled in cash, 30-days; 1.96%-2.00%	Unsecured, not impaired, and unguaranteed
Interest	4,291	8,178		
Ayala Triangle Hotel Ventures, Inc. (b)				
Interest	-	185	To be settled in cash and collectible on demand	Unsecured, not impaired, and unguaranteed
Circuit Makati Hotel Ventures, Inc. (b)				
Interest	-	49	To be settled in cash and collectible on demand	Unsecured, not impaired, and unguaranteed

(Forward)



Category	Amount of transactions (In Thousands)	Outstanding Balance	Terms	Conditions
Amicassa Process Solutions, Inc. (c) Cagayan de Oro Gateway Corp. (b)	(P3,173)	P370	To be settled in cash and collectible on demand	Unsecured, not impaired, and unguaranteed
Principal Interest Avida Land Corporation (b)	(15,000) 202	- 539	To be settled in cash and collectible on demand	Unsecured, not impaired, and unguaranteed
Interest Arvo Commercial Corporation (b)	27	4,531	To be settled in cash and collectible on demand	Unsecured, not impaired, and unguaranteed
Principal Interest	6,000 284	16,000 4,754	To be settled in cash, 30-days; 2.00%	Unsecured, not impaired, and unguaranteed
Ten Knots Development Corporation (b)				
Principal Interest	8,000 22	8,000 22	To be settled in cash, 30-days; 1.96%	Unsecured, not impaired, and unguaranteed
Ten Knots Philippines, Inc. (b)				
Principal Interest	4,000 47	4,000 85	To be settled in cash, 30-days; 1.96%	Unsecured, not impaired, and unguaranteed
Soltea Commercial Corp (b) Principal Interest	15,000 198	20,400 832	To be settled in cash, 30-days; 1.96%-2.00%	Unsecured, not impaired, and unguaranteed
Summerhill Commercial (b) Interest	56	112	To be settled in cash and collectible on demand	Unsecured, not impaired, and unguaranteed
Ayala Group Counselors Corp. (e)	-	241	To be settled in cash and collectible on demand	Unsecured, not impaired, and unguaranteed
Leisure and Allied Industries Phils., Inc. (d)	-	(51)		
Makati Development Corp. (d)	-	63	To be settled in cash and collectible on demand	Unsecured, not impaired, and unguaranteed
AMSI, Inc. (d)	76	270	To be settled in cash and collectible on demand	Unsecured, not impaired, and unguaranteed
Econorth Resort Ventures, Inc. (d)	-	38	To be settled in cash and collectible on demand	Unsecured, not impaired, and unguaranteed
North Triangle Depot Commercial Corp. (d)	-	1	To be settled in cash and collectible on demand	Unsecured, not impaired, and unguaranteed
South Innovative Theater Mngt, Inc. (d)	-	35		
North Eastern Commercial (d)	829	91	To be settled in cash and collectible on demand	Unsecured, noninterest-bearing, not impaired, and unguaranteed
Ayala Property Management Corp. (d)	-	1		
North Ventures Commercial (d)	(82)	274		
PCM Formosa Company Limited (d)	-	606	To be settled in cash and collectible on demand	Unsecured, noninterest-bearing, not impaired, and unguaranteed
Horizon Wealth Holdings, Inc. (d)	1	1	To be settled in cash and collectible on demand	Unsecured, noninterest-bearing, not impaired, and unguaranteed
ALI Commercial Center (c)	10	674	To be settled in cash and collectible on demand	Unsecured, noninterest-bearing, not impaired, and unguaranteed
ALI Commercial Center (b)				
Principal Interest BellaVita Land Corp (b)	1,000 52	8,000 61	To be settled in cash, 62-days; 2.00%	Unsecured, not impaired, and unguaranteed
Principal Interest	(5,000) 118	- 133	To be settled in cash and collectible on demand	Unsecured, not impaired, and unguaranteed

(Forward)



Category	Amount of transactions (In Thousands)	Outstanding Balance	Terms	Conditions
<i>Accendo Commercial Corp (b)</i>				
Principal Interest	₱12,000 (1)	₱18,000 56	To be settled in cash, 62-days; 2.00%	Unsecured, not impaired, and unguaranteed
<i>Capitol Central Commercial Ventures Corp (b)</i>				
Principal Interest	(3,000) 213	76,000 522	To be settled in cash, 57-61-days; 1.96%-2.00%	Unsecured, not impaired, and unguaranteed
<i>Cebu District Property Enterprise, Inc. (b)</i>				
Interest	(74)	-		
<i>Arca South Commercial Ventures Corp. (b)</i>				
Interest	(815)	-		
<i>Cavite Commercial Town Center, Inc. (b)</i>				
Principal Interest	- 108	10,000 268	To be settled in cash, 56-days; 1.96%	Unsecured, not impaired, and unguaranteed
<i>Other related parties</i>				
Innovate Communications, Inc. (d)	₱7	₱123	To be settled in cash and collectible on demand	Unsecured, not impaired, and unguaranteed
Bank of the Philippine Islands (c)	75	(3)		
Globe Telecom Inc. (c)	(6,087)	(457)		
Total		₱1,244,921		

Amounts owed to related parties

Category	Amount of transactions (In Thousands)	Outstanding Balance	Terms	Conditions
<i>Parent</i>				
ALI (h)	(₱282,628)	₱718,592	Due and demandable noninterest bearing	Unsecured and unguaranteed
Ayala Corporation (i)	-	149,539	Due and demandable noninterest bearing	Unsecured and unguaranteed
<i>Entities under common control</i>				
Ayalaland Malls, Inc. (d)	(52)	193	Due and demandable noninterest bearing	Unsecured and unguaranteed
Ayala Property Management Corp. (d)	(10,215)	1,783	Due and demandable noninterest bearing	Unsecured and unguaranteed
Makati Development Corp. (e)	139,943	400,965	Due and demandable noninterest bearing	Unsecured and unguaranteed
Nuevocentro, Inc. (d)	(2,328)	2,933	Due and demandable noninterest bearing	Unsecured and unguaranteed
AMSI, Inc. (d)	2,444	3,631	Due and demandable noninterest bearing	Unsecured and unguaranteed
APRISA Business Solutions (d)	578	1,624	Due and demandable noninterest bearing	Unsecured and unguaranteed
Amicassa Process Solutions, Inc. (d)	468	468	Due and demandable noninterest bearing	Unsecured and unguaranteed
Philippine Integrated Energy Solutions, Inc. (d)	17	17	Due and demandable noninterest bearing	Unsecured and unguaranteed
Avencosouth Corp. (d)	33	33	Due and demandable noninterest bearing	Unsecured and unguaranteed
Ayala Group Counselors Corp.	1,953	2,014	Due and demandable noninterest bearing	Unsecured and unguaranteed

(Forward)



Category	Amount of transactions (In Thousands)	Outstanding Balance	Terms	Conditions
Ayalaland Metro North, Inc. (b)				
Principal	(P7,300)	P-		
Interest	(83)	50	Due and demandable noninterest bearing	Unsecured and unguaranteed
Station Square East Commercial Corp. (b)				
Principal	10,000	10,000	To be settled in cash, 30-days; 2.00%	Unsecured and unguaranteed
Interest	240	240		
Avida Land Corp. (d)	(154,168)	320	Due and demandable noninterest bearing	Unsecured and unguaranteed
Alveo Land Corp. (b)				
Principal	(20,000)	-		
Interest	4,097	5,021	Due and demandable noninterest bearing	Unsecured and unguaranteed
Solinea, Inc. (b)				
Interest	-	298	Due and demandable noninterest bearing	Unsecured and unguaranteed
Summerhill Commercial Ventures (b)				
Principal	(9,255)	7,245	To be settled in cash, 30-days; 2.00%	Unsecured, not impaired, and unguaranteed
Interest	242	690		
Taft Punta Engano Property, Inc. (b)				
Principal	(31,800)	-		
Interest	401	696	Due and demandable noninterest bearing	Unsecured and unguaranteed
Ayala Hotels, Inc. (b)				
Principal	(182,700)	3,000	To be settled in cash, 30-days; 2.00%	Unsecured, not impaired, and unguaranteed
Interest	1,548	5,268		
Southportal Properties, Inc. (b)				
Principal	4,000	9,000	To be settled in cash, 30-days; 2.00%	Unsecured, not impaired, and unguaranteed
Interest	218	495		
AREIT Fund Manager, Inc. (b)				
Principal	(27,000)	8,000	To be settled in cash, 41-days; 2.00%	Unsecured, not impaired, and unguaranteed
Interest	(51)	16		
Accendo Commercial Corp. (b)				
Interest	27	27	Due and demandable noninterest bearing	Unsecured and unguaranteed
ALI Commercial Center (b)				
Interest	-	252	Due and demandable noninterest bearing	Unsecured and unguaranteed
North Beacon Commercial Corp. (b)				
Principal	(90,400)	6,000	To be settled in cash, 30-days; 2.00%	Unsecured, not impaired, and unguaranteed
Interest	(99)	4,024		
AREIT, Inc. (b)				
Principal	(97,350)	-		
Interest	(19)	5,698	Due and demandable noninterest bearing	Unsecured and unguaranteed
ALI-CII Development Corp. (b)				
Principal	4,500	6,000	To be settled in cash, 30-days; 2.00%	Unsecured, not impaired, and unguaranteed
Interest	54	68		
MDBI Construction Corp. (b)				
Principal	35,000	35,000	To be settled in cash, 30-days; 2.00%	Unsecured, not impaired, and unguaranteed
Interest	72	72		

(Forward)



Category	Amount of transactions (In Thousands)	Outstanding Balance	Terms	Conditions
North Triangle Depot Commercial Corp. (b) Interest	₱-	₱123	Due and demandable noninterest bearing	Unsecured and unguaranteed
ALI Capital Corp. (b) Interest	11	11	Due and demandable noninterest bearing	Unsecured and unguaranteed
Adauge Commercial Corp. (b) Principal	(3,000)	-		
Interest	(5)	-		
UP North Property Holdings, Inc. (b) Principal	11,000	69,000	To be settled in cash, 30-days; 2.00%	Unsecured, not impaired, and unguaranteed
Interest	2,687	5,251		
Glensworth Development, Inc. (b) Principal	(26,000)	-		
Interest	331	1,246	Due and demandable noninterest bearing	Unsecured and unguaranteed
North Eastern Commercial Corp. (b) Principal	(255,930)	-		
Interest	2,562	9,995	Due and demandable noninterest bearing	Unsecured and unguaranteed
Ayala Land Offices, Inc. (b) Principal	27,800	27,800	To be settled in cash, 30-days; 1.96%-2.00%	Unsecured, not impaired, and unguaranteed
Interest	295	7,159		
North Ventures Commercial Corp. (b) Principal	(55,300)	-		
Interest	32	285	Due and demandable noninterest bearing	Unsecured and unguaranteed
Asian I-Office Properties, Inc. (b) Principal	(62,600)	-	Due and demandable noninterest bearing	Unsecured and unguaranteed
Interest	240	2,281		
Direct Power Services, Inc. (b) Interest	11	12	Due and demandable noninterest bearing	Unsecured and unguaranteed
Subic Bay Town Center, Inc. (b) Principal	(10,000)	10,000	To be settled in cash, 30-days; 2.24%	Unsecured, not impaired, and unguaranteed
Interest	58	94		
Vesta Property Holdings, Inc. (b) Principal	11,000	11,000	To be settled in cash, 30-days; 1.96%-2.00%	Unsecured, not impaired, and unguaranteed
Interest	(1,801)	12,917		
CECI Realty Corp. (b) Principal	(50,870)	5,000	To be settled in cash, 30-days; 2.00%	Unsecured, not impaired, and unguaranteed
Interest	336	588		
Makati Cornerstone Leasing (b) Principal	7,000	10,000	To be settled in cash, 30-days; 2.00%	Unsecured, not impaired, and unguaranteed
Interest	278	334		
First Gateway Real Estate Corp. (b)				

(Forward)



Category	Amount of transactions (In Thousands) ₱33	Outstanding Balance ₱63	Terms	Conditions
Interest			Due and demandable noninterest bearing	Unsecured and unguaranteed
Soltea Commercial Corp. (b) Interest	32	32	Due and demandable noninterest bearing	Unsecured and unguaranteed
Alabang Commercial Corp. (b) Principal	18,855	18,855	To be settled in cash, 30-days; 2.00%	Unsecured, not impaired, and unguaranteed
Interest	132	132		
Ayala Land Sales, Inc. (b) Principal	10,000	10,000	To be settled in cash, 30-days; 2.00%	Unsecured, not impaired, and unguaranteed
Interest	42	42		
ESTA Galleria, Inc. (d)	2,450	2,450	Due and demandable noninterest bearing	Unsecured and unguaranteed
Makati North Hotel Ventures (d)	14	14	Due and demandable noninterest bearing	Unsecured and unguaranteed
<i>Other related party</i>				
Laguna AAA Waterworks Corp (d)	-	413	Due and demandable noninterest bearing	Unsecured and unguaranteed
Innovate Communications, Inc. (d)	(60)	36	Due and demandable noninterest bearing	Unsecured and unguaranteed
Globe Telecom, Inc (d)	(28)	17	Due and demandable noninterest bearing	Unsecured and unguaranteed
Total		₱1,594,424		

The following describes the nature of the material transactions of the Group with related parties as of December 31, 2022 and 2021:

- Amounts owed by ALI pertains to rental revenue collected by ALI on behalf of OLI.
- Amounts owed by related parties are short-term advances made by the Group with interest rate at 5.50% to 5.84 % per annum. Interest income attributable to intercompany loans amounted to ₱32.23 million and ₱31.58 million in 2022 and 2021, respectively.
- The Group entered into operating lease agreements with entities under common control or significant influence of the Ultimate Parent, on its investment property portfolio.
- The Group has entered into transactions with related parties consisting of advances and reimbursements of expenses. Services rendered to and received from related parties are made at normal market prices and normally settled in cash.
- The Group has engaged the services of MDC for the technical due diligence, land development of the property in Cavite, Pampanga and Laguindingan and construction of a facility in Laguna. As of December 31, 2022 and 2021, the total payable to MDC amounted to ₱373.51 million and ₱400.97 million, respectively.
- Payable to ALI pertains to management fees. This is due and demandable and noninterest bearing. Management fee recognized during the year amounted to ₱250.48 million, ₱175.71 million and ₱93.58 million during 2022, 2021 and 2020, respectively (See Note 23).
- On August 2, 2020, the Group, through LTI, executed a Deed of Absolute Sale with AC for the purchase of the 624,382 sqm lot located in Laguindingan, Misamis Oriental intended for the currently being developed Laguindingan Technopark project amounting to ₱299.08 million. The 50% of the total purchase price has already been paid in 2020 resulting to a ₱149.54 million payable to AC as of December 31, 2022 which is due and demandable.



Other transactions with related parties include the following:

- The Parent Company, TPI and OLI entered into a master service agreement with Aprisa Business Process Solutions, Inc. to provide data processing services for a period of one year starting from January 1, 2021. The contract was renewed annually subject to the mutual agreement of the parties and to compliance with the terms and conditions of the service agreement. The total service fees arising from these agreements amounted to ₱2.36 million and ₱2.80 million, for the years ended December 31, 2022 and 2021, respectively.
- In 2022 and 2021, EPMI recognized sale of electricity to related parties amounting to nil and ₱414.39 million, respectively (see Note 28).

Compensation of key management personnel

The key management personnel of the Group are employees of ALI. As such, the compensation of the said employees is paid by ALI, the necessary disclosures required by PAS 24, *Related Party Disclosure* are included in the financial statements of ALI. Compensation for said employees are billed to the Group and form part of systems cost. Systems cost billed to the Group amounted to ₱21.79 million, ₱44.12 million and ₱47.88 million in 2022, 2021 and 2020, respectively.

20. Subscription Payable

As at December 31, 2022 and 2021, the Parent Company has unpaid subscription in Cyber Bay amounting to ₱481.68 million, which is presented as “Subscriptions Payable” in the consolidated statements of financial position. The movement in investment in Cyber Bay under “Financial assets at fair value through other comprehensive income” follows:

	2022	2021
	<i>(In Thousands)</i>	
Beginning balance	₱458,074	₱458,074
Changes in fair value	(458,074)	(458,074)
	₱-	₱-

Equity securities include 1,388,101,405 shares of Cyber Bay valued at nil and nil in 2022 and 2021, respectively (see Note 7). In 2021, the shares of Cyber Bay were suspended from trading for an indefinite period and the investment in Cyber Bay was revalued based on net asset values as of reporting date.

Status of operations of Cyber Bay Corporation

On April 25, 1995, Central Bay, a wholly-owned subsidiary of Cyber Bay, entered into a Joint Venture Agreement with the Philippine Reclamation Authority (PRA; formerly Public Estates Authority) for the complete and entire reclamation and horizontal development of a portion of the Manila-Cavite Coastal Road and Reclamation Project (the Project) consisting of three partially reclaimed and substantially eroded islands (the Three Islands) along Emilio Aguinaldo Boulevard in Parañaque and Las Piñas, Metro Manila, with a combined total area of 157.8 hectares, another area of 242.2 hectares contiguous to the Three Islands and, at Central Bay’s option as approved by the PRA, an additional 350 hectares, more or less, to regularize the configuration of the reclaimed area.

On March 30, 1999, the PRA and Central Bay executed an Amended Joint Venture Agreement (AJVA) to enhance the Philippine Government’s share and benefits from the Project which was approved by the Office of the President of the Philippines on May 28, 1999.

On July 9, 2002, the Supreme Court (SC) (in the case entitled “Francisco Chavez vs. Amari Coastal Bay and Reclamation Corp.”) issued a ruling declaring the AJVA null and void.

Accordingly, PRA and Central Bay were permanently enjoined from implementing the AJVA. On July 26, 2002, Central Bay filed a Motion for Reconsideration (MR) of said SC decision. On



May 6, 2003, the SC En Banc denied with finality Central Bay's MR. On May 15, 2003, Central Bay filed a Motion for Leave to Admit Second MR. In an En Banc Resolution of the SC dated July 8, 2003, the SC resolved to admit the Second MR of Central Bay.

On November 11, 2003, the SC rendered a 7-7 split decision on Central Bay's Second MR. Because of the new issues raised in the SC's latest resolution that were never tried or heard in the case, Central Bay was constrained to file on December 5, 2003 a Motion for Re-deliberation of the SC's latest resolution which motion was denied with finality by the SC. With the nullification of the AJVA, Central Bay has suspended all Project operations.

On August 10, 2007, in view of the failure by the PRA to comply with its obligations and representations under the AJVA, Cyber Bay and Central Bay have filed their claims for reimbursement of Project expenses in the amount of ₱10.2 billion with the PRA. Cyber Bay and Central Bay provided the PRA with the summary and details of their claims on September 5, 2007.

On July 15, 2008, Cyber Bay sent a follow-up letter to the PRA.

On November 20, 2009, the Cyber Bay sent a letter to the PRA for the payment of approximately ₱13.4 billion. This amount represents all costs, losses, liabilities, and expenses incurred by Central Bay computed as of September 2009 pursuant to the Amended JVA.

In a letter dated February 8, 2010, the PRA, through its former General Manager and CEO, Andrea D. Domingo, acknowledged that of the claims for reimbursement made by Central Bay, PRA was able to verify the total amount of ₱1,004.44 million as the amount due for reimbursement and PRA did not, at that time, find any sufficient basis for the payment of Central Bay's other claims including cost of money, reimbursement of professional and legal fees, interest and bank charges on loan, foreign exchange losses on loans, pre-operating and operating expenses, input tax, and documentary stamp tax. Central Bay then conducted a more thorough internal review of pertinent documents and re-computation of its claims vis-a-vis the findings of PRA.

Thus, on December 13, 2010, Central Bay filed a Petition with the COA to claim for reimbursement with the revised amount due totaling ₱11,528.57 million (down from the initial claim of ₱13,386.97 million) and not merely ₱1,004.44 million as initially determined by the PRA. Considering that PRA has already validated and acknowledged Central Bay's claim for reimbursement in the amount of ₱1,004.44 million, the only issue submitted to the COA is whether or not the other claims of Central Bay which were initially found by PRA to be without sufficient basis are likewise rightful items for reimbursement in light of recognized government accounting standards.

The money claim of ₱1,027.00 million shall be settled through a conveyance of a portion of the PRA reclaimed land to Central Bay's qualified assignee, as previously approved by the stockholders of the Company during its annual stockholders' meeting held on December 22, 2015.

Central Bay and the PRA, as assisted by the Office of the Government Corporate Counsel (OGCC), entered into a Compromise Agreement with the PRA dated October 14, 2016. The Compromise Agreement shall take force and effect upon approval by the Commission on Audit (COA) and the issuance of the COA of an Order of Judgment to dismiss the money claim of Central Bay in the case docketed as COA CP Case No. 2010-350 and shall bar any future claims arising from or in connection with the Amended Joint Venture Agreement dated 30 March 1999.

On November 11, 2016, Central Bay and PRA filed a Joint Motion for Judgment based on the Compromise Agreement before the COA to seek its approval.

On May 23, 2019, the COA rendered a decision rendering the Compromise Agreement as null and void, and partially granting Central Bay's money claims in the total amount of ₱714.94 million (Decision). A Motion for Reconsideration on the Decision was filed with the COA on 25 July 2019.



On July 30, 2020, Central Bay, the wholly owned subsidiary of Cyber Bay, received a notice dated June 8, 2020, that the COA En Banc issued a resolution on January 21, 2020 to deny its Motion for Reconsideration (MR). The MR was filed by Central Bay on July 25, 2019 on the decision declaring the Compromise Agreement with the Philippine Reclamation Authority invalid, and partially granted Central Bay's money claim in the total amount of ₱714.94 million.

On August 19, 2020, Central Bay filed a Petition for Certiorari with G.R No. 252940 to the Supreme Court of the Philippines praying that the COA En Banc resolution be reversed and set aside and that the Compromise Agreement dated October 14, 2016 be approved and adopted.

On September 8, 2020, the Supreme Court En Banc required COA and PRA to comment to the Petition for Certiorari. FPIC filed a Motion for Reconsideration dated June 4, 2022 of the SC Resolution dated November 11, 2021, which is pending resolution with the SC.

21. Operating Expenses

The details of this account follow:

	2022	2021	2020
		<i>(In Thousands)</i>	
Personnel expenses (Notes 22)	₱64,907	₱55,943	₱51,970
Depreciation and amortization (Notes 11, 12, and 13)	26,296	4,267	5,644
Systems costs (Note 19)	21,786	44,120	47,877
Professional and legal fees	19,158	15,903	27,572
Taxes and licenses	13,260	20,646	17,859
Janitorial and security services	12,191	10,983	8,386
Communication and transportation	7,365	3,172	3,195
Supplies and repairs	3,741	2,831	2,192
Provision for impairment losses (Note 5)	-	29,137	31,619
Provision for probable losses on input vat (Note 9)	-	6,206	-
Others	5,385	6,638	9,265
	₱174,089	₱199,846	₱205,579

22. Personnel Expenses

	2022	2021	2020
		<i>(In Thousands)</i>	
Compensation and employee benefits	₱61,403	₱51,807	₱50,603
Retirement expense (Note 25)	3,504	4,136	1,367
	₱64,907	₱55,943	₱51,970

23. Cost of Real Estate Sales and Rental Services

Cost of real estate sales

The details of this account follow:

	2022	2021	2020
		<i>(In Thousands)</i>	
Land and development cost (Note 6)	₱1,113,156	₱1,031,648	₱561,803
Management fee (Note 19)	178,542	140,652	73,633
Commission	76,383	64,259	31,322
	₱1,368,081	₱1,236,559	₱666,758



Cost of rental services

The details of this account follow:

	2022	2021	2020
	<i>(In Thousands)</i>		
Depreciation and amortization (Notes 11 and 12)	₱359,506	₱346,804	₱304,124
Share in CUSA related expenses	296,548	230,737	13,098
Taxes and licenses	132,293	112,892	115,103
Depreciation and amortization - right of use asset (Note 29)	64,883	66,669	64,429
Management fees (Note 19)	71,936	35,062	19,946
Repairs and maintenance	35,862	25,961	10,766
Rental (Note 29)	8,496	5,359	8,571
Professional fees	6,752	2,922	2,055
Insurance	5,088	5,704	2,967
Commissions	3,178	12,740	1,186
Others	34,237	36,276	12,842
	₱1,018,779	₱881,126	₱555,087

24. Interest Income (expense) and Bank Charges - net and Other Income - net

Interest income and bank charges

The details of this account follow:

	2022	2021	2020
	<i>(In Thousands)</i>		
Interest income:			
Cash and cash equivalents (Note 4)	₱852	₱671	₱3,731
Amounts owed by related parties (Note 19)	32,226	31,584	30,236
Retirement benefits liability - net (Note 25)	555	96	654
Interest income on financial assets at FVOCI (Note 7)	2,812	2,596	107
Accretion on long term receivables (Note 5)	52,452	16,543	2,037
	88,897	51,490	36,765
Interest expense and bank charges:			
Amounts owed to related parties (Note 19)	44,197	43,998	80,493
Discount amortization on long term liabilities (Note 15)	41,514	23,995	21,326
Discount amortization on security deposits (Note 17)	354	-	-
Bank loan (Note 16)	64,704	6,058	-
Discount amortization on bank loan (Note 16)	1,613	147	-
Bank charges	4,650	1,608	2,936
	157,033	75,806	104,755
	(₱68,136)	(₱24,316)	(₱67,990)



Other income

Other income, net of other charges, includes collection of forfeited deposits and penalty charges, proceeds from disposal of property and equipment and FVOCI, scraps, reversal of accruals and impairment losses and excess CUSA recoveries.

25. Retirement Benefits Liability

The Group has a funded, noncontributory retirement plan covering all its regular employees. The plan provides for retirement, separation, disability and death benefits to its members. The normal retirement benefit is based on a percentage of the employees' final monthly salary for every year of credited service.

The latest independent actuarial valuation dated February 28, 2023 was determined using the projected unit credit method in accordance with PAS 19 (R).

The following tables summarize the funded status and amounts recognized in the consolidated statements of financial position, and the components of the net retirement benefit costs recognized in the consolidated statements of income for the retirement plan:

	2022	2021
	<i>(In Thousands)</i>	
Retirement benefits asset:		
Present value of obligation (PVO)	₱8,071	₱8,800
Fair value of plan assets	(18,787)	(20,622)
Overfunded obligation	(₱10,716)	(₱11,822)

	2022	2021	2020
	<i>(In Thousands)</i>		
Retirement benefits costs:			
Current service cost (Note 22)	₱3,504	₱4,136	₱1,367
Interest cost (income) - net (Note 24)	(555)	(96)	(654)
	₱2,949	₱4,040	₱713

Movements in the retirement benefits asset follow:

	2022	2021
	<i>(In Thousands)</i>	
Balances at beginning of year	(₱11,822)	(₱9,694)
Retirement benefits costs	2,949	4,040
Actuarial loss	(3,730)	(1,770)
Benefits paid out of own plan	(179)	(4,398)
Contribution	1,640	-
Net acquired liability due to employee transfer	426	-
Balances at end of year	(₱10,716)	(₱11,822)



Changes in the PVO follows:

	2022	2021
	<i>(In Thousands)</i>	
Balances at beginning of year	₱8,800	₱13,014
Current service cost	3,504	4,136
Interest cost	561	352
Benefits paid	(179)	(4,398)
Actuarial loss	(5,041)	(4,304)
Net acquired liability due to employee transfer	426	
Balances at end of year	₱8,071	₱8,800

Changes in fair value of plan assets follows:

	2022	2021
	<i>(In Thousands)</i>	
Balances at beginning of year	₱20,662	₱22,708
Interest income	1,116	448
Actuarial gain (loss) on plan assets	(1,311)	(2,534)
Contribution	(1,640)	-
Balances at end of year	₱18,827	₱20,622

Changes in remeasurement of retirement benefit plan under other comprehensive income follows:

	2022	2021
	<i>(In Thousands)</i>	
Balances at beginning of year	₱51,492	₱51,458
Impact of CREATE	-	1,362
Actuarial loss (gain) on:		
Return loss (gain) on plan assets	870	1,900
Remeasurement loss due to liability assumption changes – economic	(3,870)	(2,222)
Remeasurement loss due to liability experience	800	(1,006)
Remeasurement loss (gain) due to liability assumption changes – demographic	(3,247)	-
Balances at end of year	₱46,045	₱51,492

The categories of plan assets as a percentage of fair value of the total plan assets follows:

	2022	2021
Cash	0.46%	0.41%
Fixed income	99.54%	99.73%
Others	0.00%	0.14%
	100.00%	100.00%

The plan assets are invested in different financial instruments and do not have any concentration risk. The asset allocation of the plan is set and reviewed from time to time by the Trustee taking into account the membership profile and the liquidity requirements of the plan. This also considers the expected benefit cash flows to be matched with asset durations.

As at December 31, 2022 and 2021, the plan assets do not include any debt or equity instruments nor any property occupied, or other assets of the Group's related parties.

In 2022, the Group expects to contribute to the retirement plan amounting to ₱3.77 million.



The principal assumptions used to determine pension for the Group are as follows:

	2022	2021	2020
Discount rates	7.12% to 7.29%	4.99% to 5.12%	3.79% to 3.99%
Salary increase rate	5.00% to 6.50%	5.00 to 7.00%	5.00 to 6.00%

The sensitivity analysis below has been determined based on reasonably possible changes of each significant assumption on the defined benefit obligation as of the end of the reporting period, assuming if all other assumptions were held constant:

	Increase (decrease) in significant assumptions	Increase (decrease) in defined benefit obligation
December 31, 2022		
Discount rate	+1% (1%)	<i>(in thousands)</i> ₱9,143 11,145
Future salary increases	+1% (1%)	11,215 9,069
<i>December 31, 2021</i>		
Discount rate	+1% (1%)	₱7,779 9,781
Future salary increases	+1% (1%)	9,819 7,730

It should be noted that the changes assumed to be reasonably possible at the valuation date are open to subjectivity, and do not consider more complex scenarios in which change other than those assumed may be deemed to be more reasonable.

The following table shows the maturity profile of the Group's defined benefit obligation based on undiscounted benefit payments:

	2022	2021
	<i>(In Thousands)</i>	
Less than 1 year	₱158	₱128
More than 1 year to 5 years	5,301	4,445
More than 5 years to 10 years	11,511	9,221
More than 10 years to 15 years	333,805	6,067
More than 15 years to 20 years	23,788	15,195
More than 20 years	66,716	39,598

The average duration of the defined benefit obligation is 15.08 to 24.00 years and 20.48 to 24.00 years in 2022 and 2021, respectively.

26. Income Tax

The details of provision for income tax follow:

	2022	2021	2020
	<i>(In Thousands)</i>		
Current	₱100,505	₱127,793	₱169,623
Final	732	321	736
Deferred	90,036	(48,105)	(39,335)
	₱191,273	₱80,009	₱131,024



Registration with the Philippine Economic Zone Authority (PEZA) and Board of Investments (BOI) Incentives

LTI

On October 17, 1991, PEZA approved the registration of LTI as a non-pioneer “ecozone developer/operator” of Laguna Technopark Special Economic Zone in Biñan, Laguna. On July 13, 2016, PEZA approved the registration of the LTI as an “ecozone developer/operator” of Cavite Technopark Special Economic Zone in Naic, Cavite.

As a registered ecozone enterprise, LTI is entitled to establish, develop, construct, administer, manage and operate a special export processing zone in accordance with the terms and conditions in the Registration Agreement with PEZA.

LTI pays income tax at the special tax rate of 5% on its gross income earned from sources with the PEZA economic zone in lieu of paying all national and local income taxes. Gross income earned refers to gross sales or gross revenues derived from any business activity, net of returns, and allowances, less cost of sales or direct costs but before any deduction is made for administrative expenses or incidental losses. Income generated from sources outside of the PEZA economic zone shall be subject to regular internal revenue taxes.

URDC

The Board of Investments issued a certificate of registration dated December 6, 2019 to URDC in accordance with the existing Omnibus Investment Code. The project located in Mabalacat, Pampanga has been granted an Income Tax Holiday (ITH) for a period of four (4) years from the date of commercial operations.

The reconciliation of the statutory income tax rates to the effective income tax rates follows:

	2022	2021	2020
At statutory tax rates	25.0%	25.0%	30.0%
Additions to (reductions in) income taxes resulting from:			
Movements in unrecognized deferred income tax assets	10.5	0.6	(6.2)
Income subject to lower income tax and BOI registered-activities	(19.5)	(26.4)	-
Effect of change in tax rate	-	(2.8)	-
Expired NOLCO	-	-	(0.8)
Nondeductible expenses	-	1.7	3.1
Provision for impairment losses	-	1.0	1.3
Other nontaxable income	-	(0.8)	(0.2)
At effective tax rates	16.0%	(1.7%)	22.9%

The weighted average of statutory tax rate was 25% in 2022 (2021: 25%; 2020: 30%).



Deferred tax assets and deferred tax liabilities are offset on per entity level and the net amount is reported in consolidated statement of financial position as follows:

Deferred income tax assets – net

	2022	2021
	<i>(In Thousands)</i>	
Deferred income tax asset on:		
Lease liabilities	₱433,098	₱525,483
Allowance for impairment losses on receivables	10,571	35,613
Installment purchase of asset	29,518	–
NOLCO	21,659	–
Accrued expense	36,736	–
Remeasurement loss on retirement benefits liability	912	1,351
Others	20,558	21,945
		584,392
Deferred income tax liability on:		
Right-of-use asset	(285,427)	(358,718)
Recovery on insurance	(81,985)	(98,382)
Revaluation reserve on investment properties	(44,458)	(47,762)
Accrued rent income	(10,569)	(3,674)
Pension assets	(3,186)	(2,220)
Remeasurement gain on retirement	–	(2,242)
Unrealized gain on foreign exchange	(742)	(883)
Others	(2,664)	(668)
		(514,549)
	₱124,021	₱69,843

Deferred income tax liabilities - net

	2022	2021
	<i>(In Thousands)</i>	
Deferred income tax assets:		
NOLCO	₱–	₱20,779
Deferred income tax liabilities:		
Deferred profit on installment sales	(113,893)	–
Revaluation increment on property and equipment	(73,301)	(73,301)
Accrued rent income	(24,428)	(29,247)
Undepreciated capitalized interest	(6,466)	(6,466)
Discount on purchase price payable	(23,908)	–
Retirement plan assets	–	(980)
Unrealized gain on valuation of FVOCI	(2,199)	(3,156)
	(244,195)	(113,150)
	(₱244,195)	(₱92,371)

Republic Act (RA) No.10963 or the Tax Reform for Acceleration and Inclusion Act (TRAIN) was signed into law on December 19, 2017 and took effect January 1, 2018, making the new tax law enacted as of the reporting date. Although the TRAIN changes existing tax law and includes several provisions that will generally affect businesses on a prospective basis, the management assessed that the same will not have any significant impact on the financial statement balances as of the reporting date.



Corporate Recovery and Tax Incentives for Enterprises Act” or “CREATE”

President Rodrigo Duterte signed into law on March 26, 2021 the Corporate Recovery and Tax Incentives for Enterprises (CREATE) Act to attract more investments and maintain fiscal prudence and stability in the Philippines. Republic Act (RA) 11534 or the CREATE Act introduces reforms to the corporate income tax and incentives systems. It takes effect 15 days after its complete publication in the Official Gazette or in a newspaper of general circulation or April 11, 2021.

The following are the key changes to the Philippine tax law pursuant to the CREATE Act which have an impact on the Group:

- Effective July 1, 2020, regular corporate income tax (RCIT) rate is reduced from 30% to 25% for domestic and resident foreign corporation. For domestic corporation with net taxable income not exceeding ₱5.00 million and with total assets not exceeding ₱100.00 million (excluding land on which the business entity’s office, plant and equipment are situated) during the taxable year, the RCIT rate is reduced to 20%.
- Minimum corporate income tax (MCIT) rate reduced from 2% to 1% of gross income effective July 1, 2020 to June 30, 2023.
- Imposition of improperly accumulated earnings tax (IAET) is repealed.

Deferred income tax assets are recognized only to the extent that taxable income will be available against which the deferred income tax assets can be used. The Group reassesses the unrecognized deferred income tax assets on the following deductible temporary differences, NOLCO and MCIT and recognizes the previously unrecognized deferred income tax assets to the extent that it has become probable that future taxable income would allow the deferred income tax assets to be recovered.

	2022	2021
	<i>(In Thousands)</i>	
NOLCO	₱129,313	₱94,632
Allowance for impairment losses on receivables, other current assets, inventories and others	335,172	335,172
MCIT	1,462	1,462

The Group has incurred NOLCO before taxable year 2022 which can be claimed as deduction from the regular taxable income for the next three (3) to five (5) consecutive taxable years, as follows:

Year Incurred	Availment Period	Amount	NOLCO Applied Previous Year/s	NOLCO Expired	NOLCO Applied Current Year	NOLCO Unapplied
2019	2020-2022	₱7,839	-	(7,839)	-	-
2020	2021-2025	49,157	-	-	-	49,157
2021	2022-2026	37,636	-	-	-	37,636
2022	2023-2025	42,520	-	-	-	42,520
		₱129,313	₱-	₱-	₱-	₱129,313

As at December 31, 2022, the Group has MCIT that can be claimed as deduction from future taxable income and tax due, respectively:

Year Incurred	Expiration Date	MCIT
2020	2023	1,417
2021	2024	45
		₱1,462



The following are the movements in NOLCO as at December 31, 2022 and 2021:

	2022	2021
	<i>(In Thousands)</i>	
Balances at beginning of year	₱94,632	₱91,607
Additions	42,520	37,636
Expirations/Application	(7,839)	(34,611)
	₱129,313	₱94,632

The following are the movements in MCIT as at December 31, 2022 and 2021:

	2022	2021
	<i>(In Thousands)</i>	
Balances at beginning of year	₱1,462	₱1,894
Additions	-	45
Expirations/Application	-	(477)
	₱1,462	₱1,462

27. Earnings Per Share

The following table presents information necessary to calculate basic earnings per share:

	2022	2021	2020
	<i>(In Thousands)</i>		
a. Net income attributable to equity holders of the Parent	₱1,006,579	₱784,114	₱681,962
b. Weighted average number of shares	6,252,148	6,252,148	6,252,148
Basic/diluted earnings per share (a/b)	₱0.16	₱0.13	₱0.11

There are no potentially dilutive common shares as of December 31, 2022, 2021 and 2020.

28. Segment Information

Revenue from Contracts with Customers

This account consists of:

	2022	2021
	<i>(In Thousands)</i>	
Lot sales	₱2,354,266	₱2,052,859
Sale of electricity	274,675	1,066,185
Sale of storage services	115,527	47,745
	₱2,744,468	₱3,166,789



The Group derives revenue from the transfer of goods and services over time. The Group's disaggregation of each sources of revenue from contracts with customers are presented below:

Sale of electricity

	2022	2021
	<i>(In Thousands)</i>	
Sales to external customers	₱274,675	₱651,799
Sales to related parties	-	414,386
	₱274,675	₱1,066,185

Lot sales

	2022	2021
	<i>(In Thousands)</i>	
Pampanga	₱1,768,761	₱1,536,839
Cavite	303,078	484,596
Laguindingan	61,598	28,941
Batangas	220,829	-
Laguna	-	2,483
	₱2,354,266	₱2,052,859

Business Segments

The Group's operating businesses are organized and managed separately according to the nature of services provided and the different markets served, with each segment representing a strategic business unit.

The industry segments where the Parent Company and its subsidiaries operate are as follows:

- Holding Company
- Real estate - commercial leasing and industrial lot sales and development
- Cold storage operations
- Retail electricity supply

The amount of segment assets and liabilities are based on measurement principles that are similar with those used in measuring assets and liabilities in the consolidated statements of financial position which is in accordance with PFRS.



Financial information about the operations of these business segments is summarized as follows:

December 31, 2022

	Holding Company	Real Estate and Property Development	Retail and Electricity Supply	Cold Storage Operations	Others	Total	Elimination	Total
				<i>(In Thousands)</i>				
Revenue and income	P-	P3,816,561*	P274,675	P120,471	P-	P4,211,707	(P3,585)	P4,208,122
Cost and expenses	(9,152)	(2,461,151)	(260,455)	(84,024)	(1,742)	(2,816,524)	(1,219)	(2,817,743)
Other income (charges)	(36,345)	(149,660)	(8,672)	(4,604)	3,738	(195,543)	3,318	(192,225)
Income before income tax	(45,497)	1,205,750	5,548	31,843	1,996	1,199,640	(1,486)	1,198,154
Provision for income tax	(40)	185,154	263	5,338	558	191,273	-	191,273
Net income	(P45,457)	P1,020,596	P5,285	P26,505	P1,438	P1,008,367	(P1,486)	P1,006,881
Segment assets	P15,393,551	P24,165,943	P310,722	P1,175,192	P2,121,958	P43,167,366	(P17,525,863)	P25,641,503
Segment liabilities	P3,726,557	P9,858,413	P851,291	P283,462	P 769,849	P15,489,572	(P3,070,041)	P12,419,531

*Includes lot sales amounting to P2,354.27 million and rental revenue amounting to P1,071.14 million.

December 31, 2021

	Holding Company	Real Estate and Property Development	Retail and Electricity Supply	Cold Storage Operations	Others	Total	Elimination	Total
				<i>(In Thousands)</i>				
Revenue and income	P-	P3,184,599*	P1,066,185	P49,378	P-	P4,300,162	(P3,596)	P4,296,566
Cost and expenses	(10,015)	(2,229,708)	(1,039,968)	(34,561)	(36,094)	(3,350,346)	(1,219)	(3,351,565)
Other income (charges)	407,491	(35,559)	(2,849)	-	2,546	371,629	(456,655)	(85,026)
Income before income tax	397,476	919,332	23,368	14,817	(33,548)	1,321,445	(461,470)	859,975
Provision for income tax	(28,372)	101,877	3,838	2,431	235	80,009	-	80,009
Net income	P425,848	P817,455	P19,530	P12,386	(33,783)	P1,241,436	(P461,470)	P779,966
Segment assets	P14,959,614	P19,275,847	P520,771	P684,857	P1,229,584	P36,670,673	(P16,285,337)	P20,385,336
Segment liabilities	P3,256,851	P6,738,061	P476,893	P355,525	P474,025	P11,301,355	(P2,883,664)	P8,417,691

*Includes lot sales amounting to P2,052.86 million and rental revenue amounting to P781.56 million.



December 31, 2020

	Holding Company	Real Estate and Property Development	Retail and Electricity Supply	Others	Total	Elimination	Total
				(In Thousands)			
Revenue and income	P-	P2,151,848*	P1,568,434	P-	P3,720,282	(P3,595)	P3,716,687
Cost and expenses	(6,403)	(1,408,168)	(1,517,865)	(6,317)	(2,938,753)	1,219	(2,937,534)
Other income (charges)	269,667	107,917	2,076	4,163	383,823	(329,144)	54,679
Income (loss) before income tax	263,264	851,597	52,645	(2,154)	1,165,352	(331,520)	833,832
Provision for income tax	1,417	118,360	10,647	600	131,024	-	131,024
Net income (loss)	P261,847	P733,237	P41,998	(P2,754)	P1,034,328	(P331,520)	P702,808

* Includes lot sales amounting to P1,275.51 million and rental revenue amounting to P851.97 million.

Geographical Segments

The Group does not have geographical segments.



29. Leases

The Group has lease contracts for land used in its operations. Leases of land generally have lease terms between 25 and 30 years. The lease contracts are further discussed below.

Set out below are the carrying amounts of right-of-use assets recognized and the movements as of and for the year December 31, 2022 and 2021:

	2022	2021
	<i>(In Thousands)</i>	
Balance at January 1	P1,200,703	P1,267,372
Depreciation expense (Note 23)	(64,883)	(66,669)
Balance at December 31	P1,135,820	P1,200,703

Set out below are the carrying amounts of lease liabilities and the movements as of and for the year December 31, 2022 and 2021:

	2022	2021
	<i>(In Thousands)</i>	
Balance at January 1	P1,770,581	P1,751,372
Accretion of interest	150,160	151,409
Payments	(188,188)	(132,200)
Balance at December 31	P1,732,553	P1,770,581

As of December 31, 2022 and 2021, the maturity analysis of undiscounted lease payments follows:

	2022	2021
	<i>(In Thousands)</i>	
Within one (1) year	P502,708	P170,923
More than one (1) year but not more than five (5) years	1,577,694	871,205
More than five (5) years	2,030,869	2,555,796
	P4,111,271	P3,597,924

As of December 31, 2022 and 2021, the following are the amounts recognized in profit or loss:

	2022	2021
	<i>(In Thousands)</i>	
Depreciation expense for right-of-use assets (Note 23)	P64,883	P66,669
Accretion of interest on lease liabilities	150,160	151,409
Variable lease payments (Note 23)	8,496	5,359
	P223,539	P223,437

Group as Lessee

TPI

On August 28, 1990, TPI, through a Deed of Assignment, acquired all the rights, titles, interests and obligations of Gotesco Investment, Inc. on a contract of lease of the land owned by PNR for the Tutuban Terminal and where TPI's mall is located. The contract provided for a payment of a guaranteed minimum annual rental, 12% escalation rate every two (2) years, additional P10 million every two (2) years, plus a certain percentage of gross sales. The lease covers a period of twenty-five (25) years until 2014 and is automatically renewable for another twenty-five (25) years, subject to compliance with the terms and conditions of the lease agreement.

On December 22, 2009, TPI renewed its lease contract with PNR for another twenty-five (25) years beginning September 5, 2014, the end of the original lease agreement.



LTI

On August 7, 2017, LTI entered into a Contract of Lease with ALI to lease a parcel of land located in Brgy. Loma, Biñan, Laguna with an area of approximately 54,190 square meters (sqm) primarily for the construction, development and operation of Standard Factory Buildings (SFBs).

The contract provided for a payment of a guaranteed minimum monthly rental with a 10% escalation rate every five (5) years. The lease covers a period of twenty-five (25) years until December 31, 2041 and is renewable, subject to the mutual agreement of the parties and to compliance with the terms and conditions of the lease agreement.

On September 22, 2017, LTI entered into a Contract of Lease with Nuevocentro, Inc., a related party, to lease parcels of land located at the Alvierra Industrial Park, Barangay Dolores and Banaba, Porac, Pampanga, with an area of approximately 27,469 sqm primarily for the construction, development and operation of SFBs.

The contract provided for a payment of a guaranteed minimum monthly rental with a 10% escalation rate every five (5) years. The lease covers a period of thirty (30) years until October 31, 2047 and is renewable for another ten (10) years, subject to the mutual agreement of the parties and to compliance with the terms and conditions of the lease agreement.

On November 7, 2017, LTI entered into a Contract of Lease with Alveo Land, Corp., a related party, to lease a parcel of land located in Biñan, Laguna with an area of approximately 82,690 sqm primarily for the construction, development and operation of SFBs.

The contract provided for a payment of a guaranteed minimum monthly rental with a 10% escalation rate every five (5) years. The lease covers a period of twenty-five (25) years until December 31, 2041 and is renewable, subject to the mutual agreement of the parties and to compliance with the terms and conditions of the lease agreement.

On August 1, 2019, LTI entered into a Contract of Lease with Nuevocentro, Inc. to lease a parcel of land located at the Alvierra Industrial Park, Barangay Dolores and Banaba, Porac, Pampanga, with an area of approximately 14,163 sqm primarily for the construction, development and operation of SFBs.

The contract provided for a payment of a guaranteed minimum monthly rental with a 10% escalation rate every five (5) years. The lease covers a period of twenty-nine (29) years until October 31, 2047 and is renewable for another ten (10) years, subject to the mutual agreement of the parties and to compliance with the terms and conditions of the lease agreement.

Parent Company

On July 1, 2020, the Parent Company entered into a Contract of Lease with ALI Commercial Center, Inc. to lease a building space located at Glorietta 5 Ayala Avenue, Makati with an area of approximately 317.85 sqm primarily for administrative use of the Company. The contract provided for a payment of a guaranteed fixed monthly rental of P500 per sqm. The lease covers period covers from July 1, 2020 to December 31, 2023.

Group as a Lessor

The Group has entered into commercial property leases on its buildings. These leases have remaining terms of one (1) year to less than five (5) years except for one (1) tenant with lease term of fifteen (15) years. Renewals are subject to the mutual consent of the lessor and the lessee.

Tenants are required to post security deposits, which shall be refunded, without interest, within sixty (60) days after the expiration of the lease period, deducting the amount of damages to the leased premises, if any. The discounted amount of noncurrent security deposits amounted to P149.32 million and P231.51 million as at December 31, 2022 and 2021, respectively (see Note 17).



Accretion of interest amounted to nil, nil and ₱2.10 million in 2022, 2021 and 2020, respectively. The net present value of the Group's security deposits were determined using discount rates ranging from 1.65% to 4.82% and 1.65% to 4.82% as of December 31, 2022 and 2021, respectively.

The Group recognized gross CUSA and air-conditioning charges under "Other" revenue amounting to ₱334.46 million and ₱299.96 million in 2022 and 2021, respectively.

The Group recognized deferred rent income amounting to ₱12.77 million and ₱15.54 million as of December 31, 2022 and 2021, respectively, of which the current portion amounted to ₱6.70 million and ₱10.65 million as of December 31, 2022 and 2021, respectively, and noncurrent portion amounted ₱6.07 million and ₱4.89 million as at December 31, 2022 and 2021.

As of December 31, 2022 and 2021, future minimum rentals receivable under non-cancellable operating leases of the Group follows (amounts in thousands):

	2022	2021
Less than one (1) year	₱502,708	₱680,587
More than one (1) year but not more than five (5) years	1,577,694	1,961,820
More than five (5) years	2,030,869	2,598,820
	₱4,111,271	₱5,241,227

30. Provisions and Contingencies

The Group, in the ordinary course of business, is involved in various legal proceedings and assessments that are either pending decision by the courts or under on-going discussions. Management and its legal counsels believe that the eventual outcome of these lawsuits or claims will not have a material effect on the consolidated financial statements. It is possible, however, that future results of operations could be materially affected by changes in the estimates or in the effectiveness of the strategies relating to these proceedings.

The rollforward of the provisions follows:

	2022	2021
	<i>(In Thousands)</i>	
Beginning balance	₱29,057	₱34,192
Provisions	6,000	-
Reversals	-	(5,135)
	₱35,057	₱29,057

The information normally required under PAS 37, *Provisions, Contingent Liabilities and Contingent Assets*, is not disclosed as it may prejudice the outcome of the proceedings.

31. Share-based Payments

In 2015, the Group introduced the ESOWN Plan (the Plan) wherein grantees (employees within ALLHC Group) may subscribe in whole or in part to the shares awarded to them based on a discounted market price, but in no case lower than the par value, that was determined at grant date. The grantees will pay for the shares subscribed through installments over a maximum period of ten (10) years. To subscribe, the grantee must be an employee, officer or director of the Group as of June 30, 2015. In case the grantee resigns, unsubscribed shares are cancelled and returned to the plan pool, while the subscription payments may be converted into the equivalent number of shares. In case the grantee is separated, not for cause, but through retrenchment and redundancy, subscribed shares may be paid in full, unsubscribed shares may be subscribed, or payments may be



converted into the equivalent number of shares. In case the grantee retires, the grantee may subscribe to the unsubscribed shares anytime within the ten (10)-year period. The plan does not allow sale or assignment of the shares.

The BOD of ALLHC approved the allocation of 32 million shares (first tranche) for ESOWN plan which will be taken from the remaining unissued shares (with grant date in 2016) and the increase in authorized of stock of ALLHC, which was approved by the SEC in July 2016 as discussed in Note 18.

In 2017, notice of grant for the 218 million shares (second tranche of ESOWN plan) was issued to employees for the right to subscribe to the common shares of ALLHC at ₱1.68 per share.

The availment period for the first tranche and for the second tranche of ESOWN plan is within 30 days from employees' receipt of notice of grant and within 30 days after one year from employees' receipt of notice of grant, respectively.

The fair values of these options are estimated on the date of grant using the Cox-Ross-Rubenstein option pricing model.

The assumptions used to determine the fair value of the stock options are as follows:

	December 31, 2017
Share price at date of grant	₱2.12
Risk free interest rate	5.6818%
Annualized volatility	49.68%
Annual dividend yield	0%
Exit rates	
Termination for cause	0%
Voluntary Resignation	0%
Involuntary Separation	7.29%

32. Financial Instruments

Fair Value Information

The following tables set forth the carrying values and estimated fair values of the Group's financial assets and liabilities recognized as of December 31, 2022 and 2021:

	December 31, 2022		December 31, 2021	
	Carrying Value	Fair Value	Carrying Value	Fair Value
		<i>(In Thousands)</i>		
Financial Assets at FVPL	₱4,616	₱4,616	₱4,801	₱4,801
Financial Assets at FVOCI				
Quoted equity securities	51,567	51,567	49,568	49,568
Quoted debt securities	72,591	72,591	94,691	94,691
Refundable deposits	72,283	72,283	76,552	76,552
Receivables - net of current portion	2,193,044	2,605,153	1,128,026	1,115,531
	₱2,394,101	₱2,806,210	₱1,353,638	₱1,341,143
Other Financial Liabilities				
Rental and other deposits	₱782,103	₱761,061	₱721,950	₱723,368
Long-term debt	2,463,160	1,931,820	1,965,297	1,766,104
Subscription payable	481,675	481,675	481,675	481,675
	₱3,726,938	₱3,195,959	₱3,168,922	₱2,971,147



The following method and assumptions were used to estimate the fair value of each class of financial instruments for which it is practicable to estimate such values at December 31, 2022 and 2021 are set out below:

Cash and Cash Equivalents

The carrying amount of cash and cash equivalents approximates its fair values due to the short-term maturity of this financial instrument.

Receivables - current, Accounts Payable and Accrued Expenses and Amounts owed to and by Related Parties

The carrying amounts of the current portion of receivables, accounts payable and accrued expenses and amounts owed by related parties approximate their fair values due to their short-term nature.

Refundable Deposits under Other noncurrent assets and Rental and Other Deposits

The carrying amounts of current portion of rental and other deposits approximates its fair value due to the short-term maturity of this financial instrument. The fair values of noncurrent security deposit recorded under 'Rental and other deposits' and refundable deposits recorded under 'Other noncurrent assets' are determined by discounting future cash flows using the applicable rates of similar types of instruments.

Long term debt

The fair values of long-term debt are estimated using the discounted cash flow methodology using the Group's current incremental borrowing rates and current yield rates for similar borrowings with maturities consistent with those of the liabilities being valued. The discount rates used ranged from 1.02% to 5.09%.

Financial Assets at FVOCI

Except for Investment in Cyber Bay equity securities, equity financial assets that are listed are based on their quoted prices published in markets as at December 31, 2022 and 2021. Debt financial assets that are quoted are based on published market prices as at December 31, 2022 and 2021. The fair value of investment in Cyber Bay equity securities is based on the investee's underlying Net Asset Value ("NAV") as of December 31, 2022.

Financial Assets at FVPL

Listed equity securities designated as financial assets at FVPL are based on their quoted prices as at December 31, 2022 and 2021. The fair value of the UITF has been determined based on the net asset values as of reporting date, based on the nature and level of adjustments needed to be made to the NAV and the level of trading in the money market UITF.

Fair Value Hierarchy

The Group uses the following hierarchy for determining and disclosing the fair value of the financial instruments by valuation technique:

Quoted FVOCI financial assets amounting to ₱124.16 million and ₱144.26 million as of December 31, 2022 and 2021, respectively, were classified under Level 1. In 2021, investment in Cyber Bay shares were reclassified from Level 1 to Level 3 due to the suspension of trading of these shares.

FVPL amounting to ₱4.62 million and ₱4.80 million as of December 31, 2022, and 2021, respectively were classified under Level 1.

The fair value disclosure of receivables, long-term debt, rental and other deposits and refundable deposits as of December 31, 2022, and 2021, were classified under Level 3.

There have been no reclassifications from Level 1 to Level 2 categories in 2022 and 2021.



Financial Risk Management Objectives, Policies and Capital Management

The Group has various financial instruments such as cash and cash equivalents, receivables, amounts owed by/to related parties, financial assets at FVOCI, FVPL investments, deposits under other noncurrent assets, accounts payable and accrued expenses, rental and other deposits, long term debt and subscriptions payable. The main purpose of these financial instruments is to raise funds and maintain continuity of funding and financial flexibility for the Group. The Group has other financial liabilities such as accounts payable and accrued expenses and rental and other deposits, which arise directly from its operations.

The main risks from the use of financial instruments are liquidity risk, credit risk and equity price risk. The Group's BOD reviews and approves policies for managing these risks as summarized below.

Liquidity Risk

Liquidity risk arises when there is a shortage of funds and the Group as a consequence could not meet its maturing obligations.

In the management of liquidity, the Group monitors and maintains a level of cash and cash equivalents deemed adequate by the management to finance the Group's operations and mitigate the effects of fluctuations in cash flows.

The tables below summarize the maturity profile of the Group's financial liabilities as at December 31, 2022 and 2021 based on contractual undiscounted payments:

December 31, 2022

	On demand	Less than 3 months	3 to 6 months	6 to 12 months	Over 1 year	Total
<i>(In Thousands)</i>						
Accounts payable and accrued expenses	P1,524,664	P123,350	P28,585	P-	P-	P1,676,599
Lease liabilities	-	-	-	597,711	1,134,842	1,732,553
Subscription payable	481,675	-	-	-	-	481,675
Rental and other deposits	521,408	20,544	9,804	45,955	298,342	896,053
Nontrade payable – noncurrent	-	-	-	-	1,072,951	1,072,951
Long-term debt and interest payable	6,338	18,968	19,179	38,778	2,951,616	3,034,879
Amounts owed to related parties	2,559,410	-	-	-	-	2,559,410
	P5,093,495	P162,862	P57,568	P682,444	P5,457,751	P11,454,120

December 31, 2021

	On demand	Less than 3 months	3 to 6 months	6 to 12 months	Over 1 year	Total
<i>(In Thousands)</i>						
Accounts payable and accrued expenses	P1,106,517	P85,922	P-	P122,997	P95,673	P1,411,109
Lease liabilities	-	-	-	221,072	1,549,509	1,770,581
Subscription payable	481,675	-	-	-	-	481,675
Rental and other deposits	280,927	19,151	22,089	47,876	351,907	721,950
Nontrade payable – noncurrent	-	-	-	-	260,371	260,371
Long term debt and interest payable	6,205	15,955	16,132	32,619	2,536,418	2,607,329
Amounts owed to related parties	1,594,424	-	-	-	-	1,594,424
	P3,469,748	P121,028	P38,221	P424,564	P4,793,878	P8,847,439

Credit Risk

Credit risk is the risk that a counterparty will not meet its obligations under a financial instrument or customer contract, leading to a financial loss. The Group is exposed to credit risk from its operating activities (primarily trade receivables) and from its financing activities, including deposits with banks and financial institutions and other financial instruments.



Trade debtors – real estate receivables

For real estate receivables, exposure to credit risk is not significant given that title of the real estate property is only transferred to the customer if the consideration had been fully paid. In case of default, after enforcement activities, the Group has the right to cancel the sale and enter into another contract to sell to another customer after certain proceedings (e.g. grace period, referral to legal, cancellation process, reimbursement of previous payments) had been completed. Applying the expected credit risk model did not result in the recognition of an impairment loss for real estate receivables in 2022 and 2021.

Trade debtors - retail electricity

An impairment analysis is performed at each reporting date using a provision matrix to measure expected credit losses. The provision rates are based on days past due for groupings of various customer segments with similar loss pattern. The calculation reflects the probability-weighted outcome and reasonable and supportable information that is available at the reporting date about past events, current conditions and forecasts of future economic conditions.

Applying the expected credit risk model did not result in the recognition of an impairment loss for trade debtors – retail electricity in 2022 and 2021.

Trade debtors – receivable from tenants

Credit risk arising from receivables from tenants of leasing properties is primarily managed through a tenant selection process. Prospective tenants are evaluated on the basis of payment track record and other credit information. In accordance with the provisions of the lease contracts, the lessees are required to deposit with the Group security deposits and advance rentals which helps reduce the Group's credit risk exposure in case of defaults by the tenants. The security deposits are considered in the calculation of impairment as recoveries. For existing tenants, the Group has put in place a monitoring and follow-up system. These are aged and analyzed on a continuous basis to minimize credit risk associated with these receivables. Regular meetings with tenants are also undertaken for further assessment of paying capacity.

Set out below is the information about the credit risk exposure of the Group's trade debtors - receivables from tenants using a provision matrix excluding rental accruals:

	2022				Total
	Current	More than 30 days	More than 60 days	More than 90 days	
	<i>(In Thousands, except for %)</i>				
Expected credit loss rate	1.10%	4.31%	6.50%	27.06%	9.74%
Total gross carrying amount	₱118,624	₱47,772	₱34,427	₱342,029	₱541,741
Expected credit losses	1,774	6,969	10,522	59,666	78,931
	2021				
	Current	More than 30 days	More than 60 days	More than 90 days	Total
	<i>(In Thousands, except for %)</i>				
Expected credit loss rate	10.32%	20.57%	49.16%	15.82%	16.64%
Total gross carrying amount	₱53,784	₱35,680	₱18,850	₱515,800	₱624,114
Expected credit losses	5,552	7,339	9,267	79,516	101,674

Generally, "Trade debtors" under "Receivables" receivables are written-off if past due for more than one year and are not subject to enforcement activity.

Cash in banks and cash equivalents

Credit risk from balances with banks and financial institutions and related parties is managed by the Group's treasury department in accordance with the Group's policy. Investments of surplus funds are made only with approved counterparties and within credit limits assigned to each counterparty. Counterparty credit limits are reviewed by the Group's Board of Directors on an annual basis and may



be updated throughout the year subject to approval of the Group's Finance Committee. The limits are set to minimize the concentration of risks and therefore mitigate financial loss through a counterparty's potential failure to make payments.

Financial assets at FVOCI – quoted debt securities

The Group's debt instruments at fair value through OCI comprise solely of government securities. The Group considers a debt investment security to have low credit risk when its credit risk rating is equivalent to the globally understood definition of 'investment grade' and, therefore, are considered to be low credit risk investments. It is the Group's policy to measure ECLs on such instruments on a 12-month basis. Applying the expected credit risk model did not result in the recognition of an impairment loss in 2022 and 2021.

Insurance receivables, non-trade and other receivables

Credit risk exposure in respect of all other counterparties is managed by setting standard business terms that are required to be met by all counterparties. An impairment analysis is performed at each reporting date to consider when internal or external information indicates that the Group is unlikely to receive the outstanding contractual amounts in full. These receivables are written off when there is no reasonable expectation of recovering the contractual cash flows. Applying the expected credit risk model resulted in the recognition of an impairment loss amounting to nil and ₱20.46 million in 2022 and 2021, respectively. Total write offs amounted to ₱22.74 million and ₱14.00 million in 2022 and 2021, respectively (see Note 5).

The Group's maximum exposure to credit risk as of December 31, 2022 and 2021 is equal to the carrying values of its financial assets, except for "Trade debtors" under "Receivables" in the statements of financial position. The details follow:

	2022			
	Gross maximum exposure	Fair value of collateral or credit enhancement	Net exposure	Financial effect of collateral or credit enhancement
	<i>(In Thousands)</i>			
Cash in banks and equivalents	₱450,330	₱12,254	₱438,076	₱12,254
Trade debtors				
Land sales	3,239,104	3,651,213	–	3,239,104
Retail electricity	21,333	128,493	–	21,333
Receivables from tenants	494,246	213,878	280,368	213,878
Nontrade receivables	92,758	–	92,758	–
Others	384,704	–	384,704	–
Financial assets at FVOCI – quoted debt securities	124,158	–	124,158	–
	₱4,806,633	₱ 4,511,102	₱1,039,696	₱3,766,937

	2021			
	Gross maximum exposure	Fair value of collateral or credit enhancement	Net exposure	Financial effect of collateral or credit enhancement
	<i>(In Thousands)</i>			
Cash in banks	₱80,983	₱12,869	₱68,114	₱12,869
Trade debtors				
Land sales	1,405,980	2,052,859	–	1,405,980
Retail electricity	123,041	119,124	3,917	119,124
Receivables from tenants	522,440	351,536	170,904	351,536
Nontrade receivables	120,484	–	120,484	–
Others	110,657	–	110,657	–
Financial assets at FVOCI – quoted debt securities	94,691	–	94,691	–
	₱2,458,276	₱2,536,388	₱568,767	₱1,889,509

As at December 31, 2022, the COVID-19 outbreak has no significant impact to the Group's credit risk.



33. Notes to Statements of Cash Flows

Changes in the Group's liabilities arising from financing activities follow:

	January 1, 2022	Cash Flows	Non-cash Changes	December 31, 2022
	<i>(In Thousands)</i>			
Amounts owed to related parties	₱1,594,424	₱ 1,668,002	₱ 412,743	₱ 3,675,169
Long-term debt	1,965,297	496,250	1,613	2,463,160
Lease liabilities	1,770,581	(188,188)	150,160	1,732,553
Total liabilities from financing activities	₱5,330,302	₱1,976,064	₱564,516	₱7,870,882
	January 1, 2021	Cash Flows	Non-cash Changes	December 31, 2021
	<i>(In Thousands)</i>			
Amounts owed to related parties	₱2,674,433	(₱1,107,038)	₱27,029	₱1,594,424
Long-term debt	-	1,965,150	147	1,965,297
Lease liabilities	1,751,372	(132,200)	151,409	1,770,581
Total liabilities from financing activities	₱4,425,805	₱725,912	₱178,585	₱5,330,302
	January 1, 2020	Cash Flows	Non-cash Changes	December 31, 2020
	<i>(In Thousands)</i>			
Amounts owed to related parties	₱2,317,179	(₱34,976)	₱392,230	₱2,674,433
Lease liabilities	1,733,450	(137,918)	155,840	1,751,372
Total liabilities from financing activities	₱4,050,629	(₱172,894)	₱548,070	₱4,425,805

In 2022, significant non-cash transactions of the Group and the Parent Company pertain to:

- The Group realized revaluation increment through depreciation and transferred to retained earnings amounting to ₱7.03 million (see Note 11).
- The Group recognized day 1 loss on long term nontrade payables amounting to ₱105.49 million (Note 15).
- The Group has unpaid investment property and property and equipment amounting to ₱1,228.77 million and ₱68.00 million, respectively (see Notes 11 and 12).
- The Group recognized day 1 loss on long term receivables amounting to ₱191.83 million (Note 5).

In 2021, significant non-cash transactions of the Group and the Parent Company pertain to:

- The Group recognized interest expense lodged under "interest expense" (see Note 24) from accretion of discount of long-term payable amounting to ₱23.44 million.
- The Group realized revaluation increment through depreciation and transferred to retained earnings amounting to ₱7.03 million (see Note 11).
- The Group recognized day 1 loss on long term nontrade payables amounting to ₱32.21 million (Note 15).
- The Group recognized day 1 loss on long term receivables amounting to ₱91.59 million (Note 5).

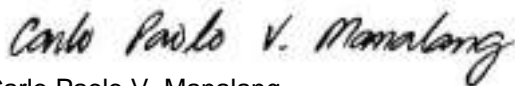


INDEPENDENT AUDITOR'S REPORT ON SUPPLEMENTARY SCHEDULES

The Stockholders and the Board of Directors
AyalaLand Logistics Holdings Corp.
3rd Floor Glorietta 5,
Ayala Center, Makati City

We have audited in accordance with Philippine Standards on Auditing, the consolidated financial statements of AyalaLand Logistics Holdings Corp. and its Subsidiaries (collectively referred to as "the Group") as at December 31, 2022 and 2021, and for each of the three years in the period ended December 31, 2022, and have issued our report thereon dated February 28, 2023. Our audits were made for the purpose of forming an opinion on the basic consolidated financial statements taken as a whole. The schedules listed in the Index to the Supplementary Schedules are the responsibility of the Group's management. These schedules are presented for purposes of complying with the Revised Securities Regulation Code Rule 68, and are not part of the basic consolidated financial statements. These schedules have been subjected to the auditing procedures applied in the audit of the basic consolidated financial statements and, in our opinion, the financial information required to be set forth therein in relation to the basic consolidated financial statements taken as a whole, are prepared in all material respects, in accordance with Philippine Financial Reporting Standards, as modified by the application of the financial reporting reliefs issued and approved by the Securities and Exchange Commission, as described in Note 2 to the consolidated financial statements.

SYCIP GORRES VELAYO & CO.



Carlo Paolo V. Manalang
Partner

CPA Certificate No. 111947

Tax Identification No. 210-730-804

BOA/PRC Reg. No. 0001, August 25, 2021, valid until April 15, 2024

SEC Partner Accreditation No. 111947-SEC (Group A)

Valid to cover audit of 2019 to 2023 financial statements of SEC covered institutions

SEC Firm Accreditation No. 0001-SEC (Group A)

Valid to cover audit of 2021 to 2025 financial statements of SEC covered institutions

BIR Accreditation No. 08-001998-127-2023, January 25, 2023, valid until January 24, 2026

PTR No. 9564656, January 3, 2023, Makati City

February 28, 2023

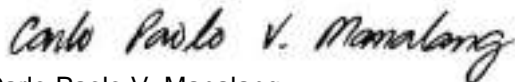


INDEPENDENT AUDITOR'S REPORT ON COMPONENTS OF FINANCIAL SOUNDNESS INDICATORS

The Stockholders and the Board of Directors
AyalaLand Logistics Holdings Corp.
3rd Floor Glorietta 5,
Ayala Center, Makati City

We have audited in accordance with Philippine Standards on Auditing, the consolidated financial statements of AyalaLand Logistics Holdings Corp. and its subsidiaries (collectively referred to as "the Group") as at December 31, 2022 and 2021 and for each of the three years in the period ended December 31, 2022, and have issued our report thereon dated February 28, 2023. Our audits were made for the purpose of forming an opinion on the basic consolidated financial statements taken as a whole. The Supplementary Schedule on Financial Soundness Indicators, including their definitions, formulas, calculation, and their appropriateness or usefulness to the intended users, are the responsibility of the Group's management. These financial soundness indicators are not measures of operating performance defined by Philippine Financial Reporting Standards (PFRSs), as modified by the application of the financial reporting reliefs issued and approved by the Securities and Exchange Commission (SEC), as described in Note 2 to the consolidated financial statements, and may not be comparable to similarly titled measures presented by other companies. This schedule is presented for the purpose of complying with the Revised Securities Regulation Code Rule 68 issued by the SEC, and is not a required part of the basic consolidated financial statements prepared in accordance with PFRSs, as modified by the application of the financial reporting reliefs issued and approved by the SEC, as described in Note 2 to the consolidated financial statements. The components of these financial soundness indicators have been traced to the Group's consolidated financial statements as at December 31, 2022 and 2021 and for each of the three years in the period ended December 31, 2022 and no material exceptions were noted.

SYCIP GORRES VELAYO & CO.



Carlo Paolo V. Manalang
Partner

CPA Certificate No. 111947

Tax Identification No. 210-730-804

BOA/PRC Reg. No. 0001, August 25, 2021, valid until April 15, 2024

SEC Partner Accreditation No. 111947-SEC (Group A)

Valid to cover audit of 2019 to 2023 financial statements of SEC covered institutions

SEC Firm Accreditation No. 0001-SEC (Group A)

Valid to cover audit of 2021 to 2025 financial statements of SEC covered institutions

BIR Accreditation No. 08-001998-127-2023, January 25, 2023, valid until January 24, 2026

PTR No. 9564656, January 3, 2023, Makati City

February 28, 2023



AYALALAND LOGISTICS HOLDING CORP.
INDEX TO THE SUPPLEMENTARY SCHEDULES

ANNEX A: Reconciliation of Retained Earnings Available for Dividend Declaration

ANNEX B: Map Showing the Relationships Between and Among the Company and its Ultimate Parent Company, Middle Parent, Subsidiaries or Co-subsidiaries, Associates, Wherever Located or Registered

ANNEX C: Supplementary Schedules Required by Annex 68-J

- Schedule A. Financial Assets
- Schedule B. Amounts Receivable from Directors, Officers, Employees, Related Parties, and Principal Stockholders (Other than Related Parties)
- Schedule C. Amounts Receivable from Related Parties which are Eliminated During the Consolidation of Financial Statements
- Schedule D. Long-term Debt
- Schedule E. Indebtedness to Related Parties
- Schedule F. Guarantees of Securities of Other Issuers
- Schedule G. Capital Stock

ANNEX A

AYALALAND LOGISTICS HOLDING CORP.

Reconciliation of Retained Earnings Available for Dividend Declaration

DECEMBER 31, 2022

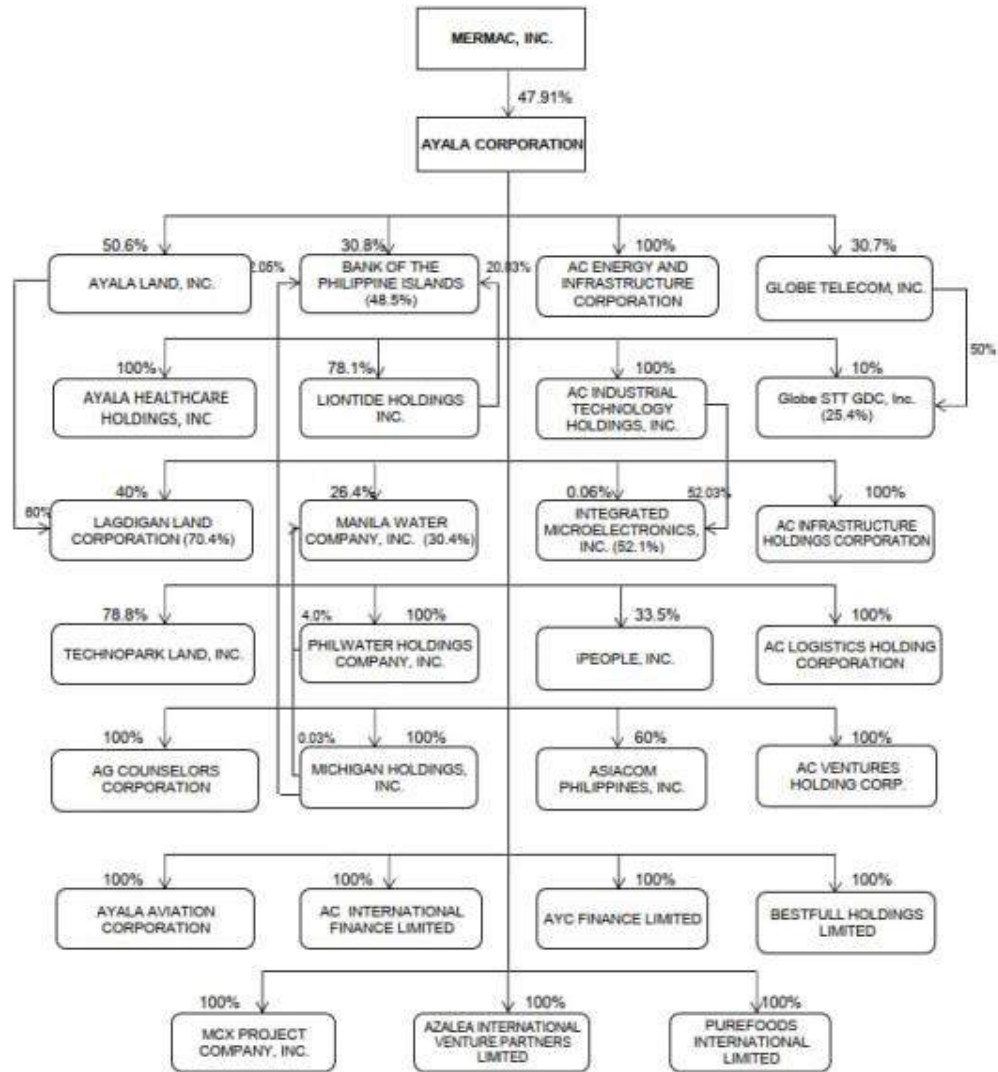
(In Thousands)

Unappropriated retained earnings, beginning		P770,212
Adjustment to beginning unappropriated retained earnings:		
Treasury shares		-
Unappropriated retained earnings, adjusted to available for dividend declaration, beginning		770,212
Net income actually earned/realized during the period:		
Net income during the period closed to retained earnings	(45,456)	
Less: Non actual/unrealized income net of tax	-	
Equity in net income of associate/joint venture	-	
Unrealized actuarial gain	-	
Fair value adjustment (M2M gains)	(220)	
Fair value adjustment of Investment Property resulting to gain	-	
Adjustment due to deviation from PFRS/GAAP-gain	-	
Other unrealized gains or adjustments to the retained earnings as a result of certain transactions accounted for under the PFRS	-	
Deferred tax asset that reduced the amount of income tax expense	-	
Add: Non-actual losses		
Depreciation on revaluation increment (after tax)	-	
Adjustment due to deviation from PFRS/GAAP-loss	-	
Loss on fair value adjustment of investment property (after tax)	-	
Unrealized foreign exchange loss – net (except those attributable to cash and cash equivalents)	-	
Net income actually earned during the period		(45,236)
Add (Less):		
Dividend declarations during the period		-
Appropriations of retained earnings during the period		-
Reversals of appropriations		-
Effects of prior period adjustments		-
Treasury shares		-
TOTAL RETAINED EARNINGS, END AVAILABLE FOR DIVIDEND DECLARATION		P724,975

ANNEX B

AYALALAND LOGISTICS HOLDINGS CORP.

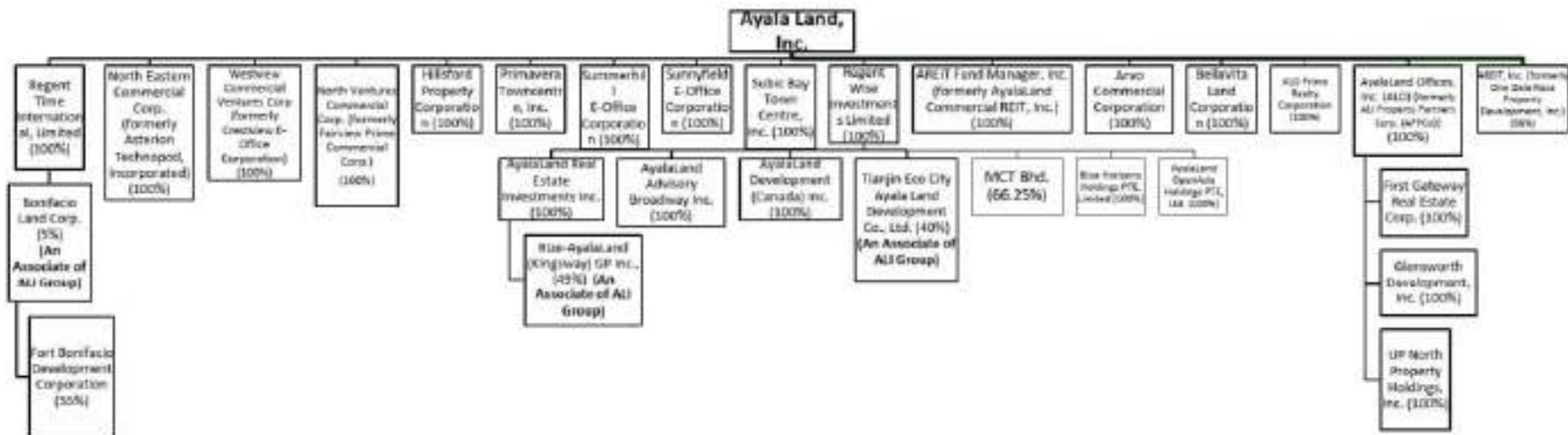
Map Showing the Relationships Between and Among the Company and its Ultimate Parent Company, Middle Parent, Subsidiaries or Co-subsiidiaries, Associates, Wherever Located or Registered AS OF DECEMBER 31, 2022




Subsidiaries

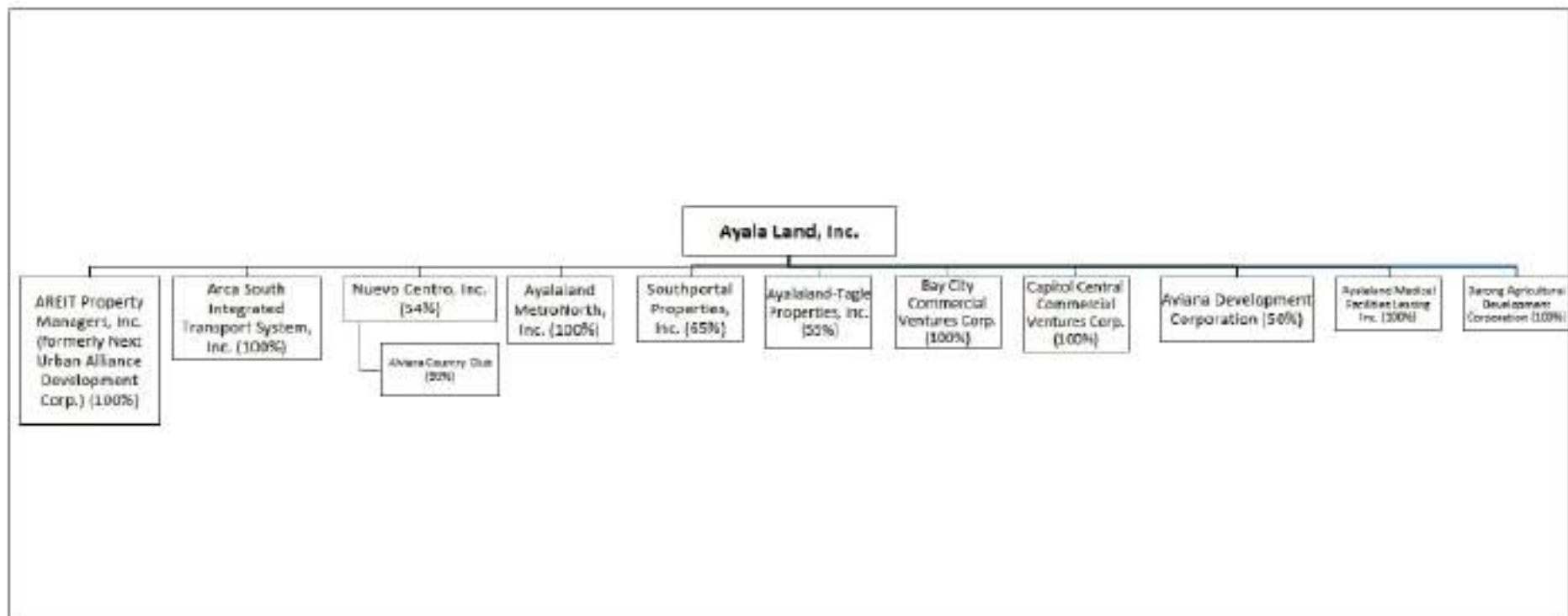
Ayala Land, Inc.



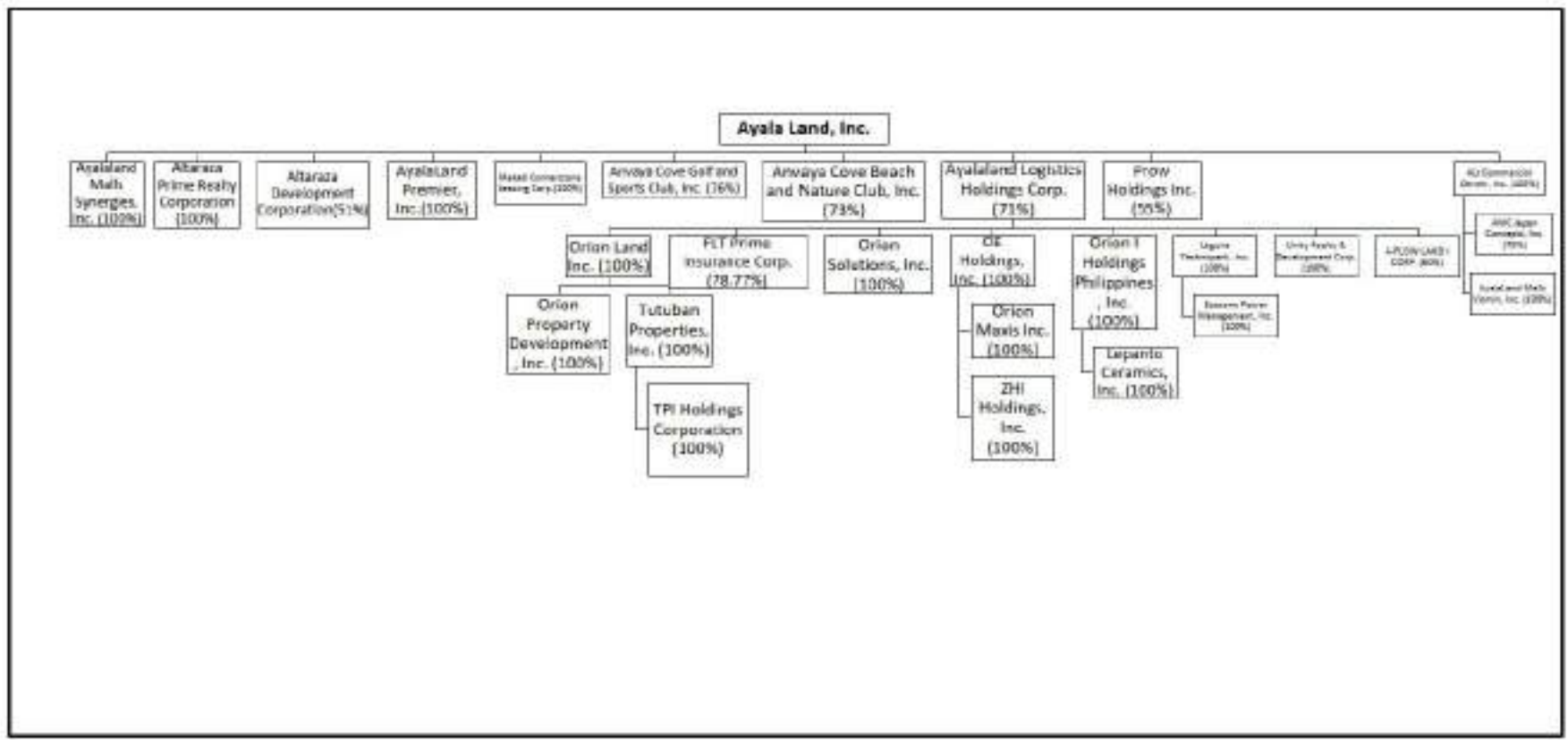


Ayala Land, Inc.



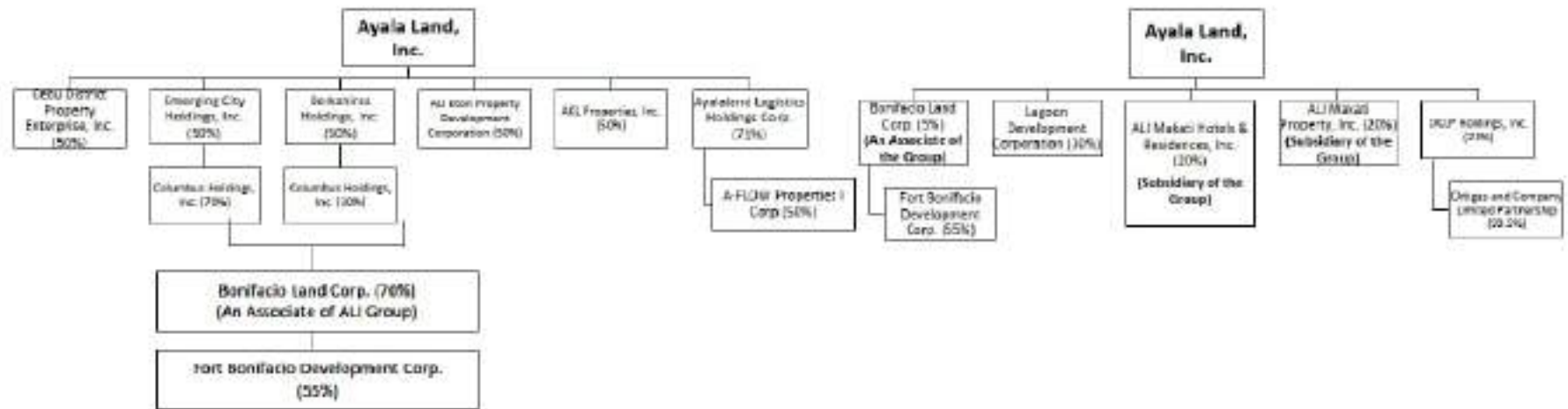


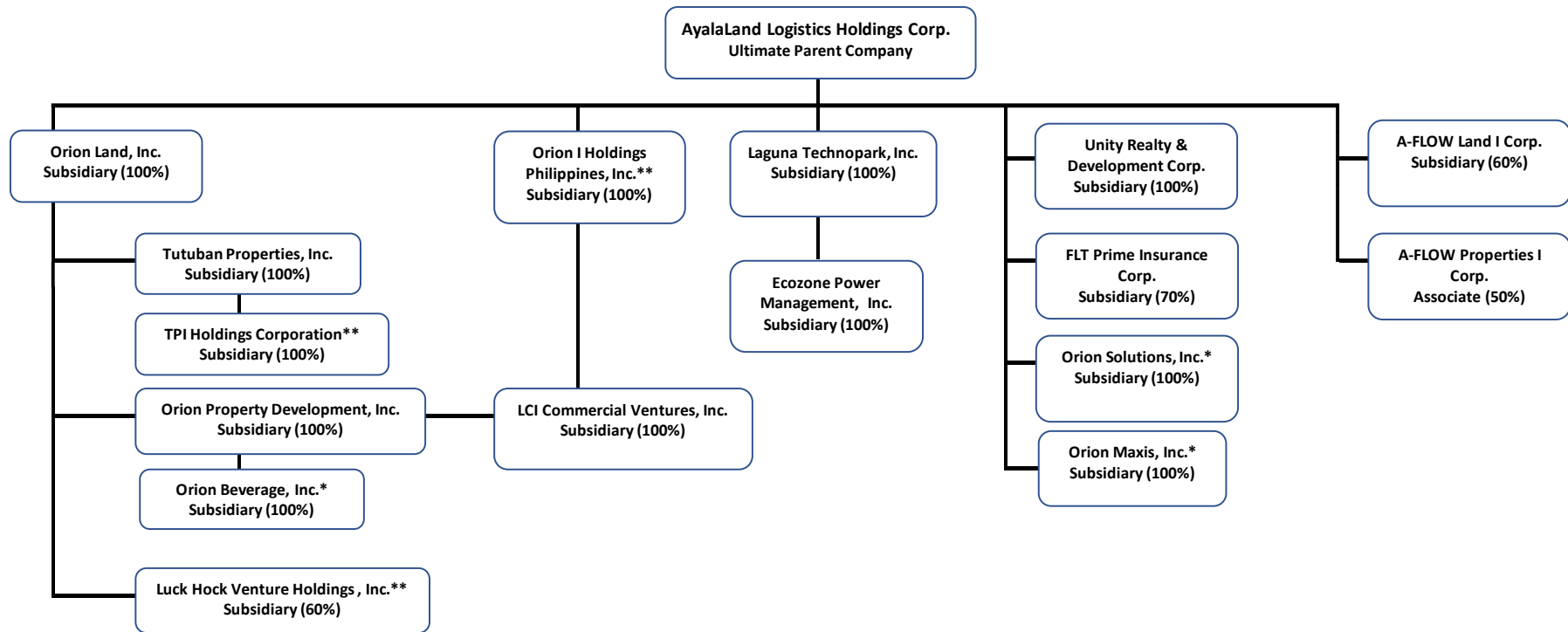
Hyundai
Securities, Inc.
(20%) (Joint
Venture Entity
of All group)



Direct Investments in Joint Ventures

Direct Investments in Associates





* Inactive

* Inactive / with BIR Tax Clearance

AYALALAND LOGISTICS HOLDINGS CORP.
SCHEDULE OF FINANCIAL SOUNDNESS INDICATORS
December 31, 2022

	FINANCIAL RATIOS PURSUANT TO SRC RULE 68, AS AMENDED		
	Formula	(One Year) 31-Dec-22	(One Year) 31-Dec-21
Return on assets	$\frac{\text{Net Income}}{\text{Average Assets}}$	0.04	0.04
Return on equity	$\frac{\text{Net Income}}{\text{Average Equity}}$	0.08	0.07
Gross profit margin	$\frac{\text{Gross profit}}{\text{Total Revenues}}$	0.37	0.27
Net profit margin	$\frac{\text{Net income}}{\text{Sales revenue}}$	0.24	0.18
Cost to income ratio	$\frac{\text{Cost and expenses}}{\text{Revenues}}$	0.67	0.78
Current ratio	$\frac{\text{Current Assets}}{\text{Current Liabilities}}$	1.33	1.91
Quick ratio	$\frac{\text{Current Assets less Inventory}}{\text{Current Liabilities}}$	0.66	0.98
Solvency ratio	$\frac{\text{After tax net profit(loss) + Depreciation}}{\text{Long Term Liabilities + Short Term Liabilities}}$	0.12	0.14
Asset to equity ratio	$\frac{\text{Total Assets}}{\text{Equity}}$	1.94	1.70
Debt to equity ratio	$\frac{\text{Total Liability}}{\text{Equity}}$	0.94	0.70
Interest rate coverage ratio	$\frac{\text{EBITDA}}{\text{Interest expense}}$	6.08	6.40
Gross Profit Margin	$\frac{\text{Sales - COGS or COS}}{\text{Sales}}$	0.37	0.27
Price/Earnings Ratio	$\frac{\text{Price Per Share}}{\text{Earnings Per Common Share}}$	18.44	53.95

ANNEX C - Supplementary Schedules required by Annex 68-J

AYALALAND LOGISTICS HOLDING CORP.

SCHEDULE A - FINANCIAL ASSETS

AS AT DECEMBER 31, 2022

AMOUNTS IN THOUSANDS (Except for Number of Shares)

Name of Issuing Entity and Association of Each Issue	Number of Shares or Principal Amounts of Bonds and Notes	Amount shown in the Statement of Financial Position	Income Received and Accrued
A. CASH IN BANK AND CASH EQUIVALENTS			
SAVINGS/CURRENT ACCOUNT (PESO)			
BDO Unibank, Inc.		6,255	4
Bank of the Philippine Islands		407,585	710
Development Bank of the Philippines		-	-
Metropolitan Bank and Trust Company		164	-
Rizal Commercial Banking Corp.		5,391	-
United Coconut Planters Bank		13,661	-
Sub-total		433,056	714
SAVINGS/CURRENT ACCOUNT (FCDU)			
Bank of the Philippine Islands		6,083	-
BDO Unibank, Inc.		51	-
		6,134	-
		439,190	671
B. SHORT TERM INVESTMENTS			
Security Bank Philippines		11,139	-
		11,139	-
C. INVESTMENT IN BONDS AND OTHER SECURITIES			
Available for sale investments:			
<i>Listed equity securities</i>			
Asia United Bank	50	2	
Cyber Bay Corporation	-	-	
Philippine Long Distance Telephone Company	500	90	
Top Frontier Holdings, Inc.	4,200	536	
Canlubang Golf & Country Club	-	-	
Makati (Sports) Club, Inc.	-	-	
Philippine Central Depository, Inc.	5,000	500	
Sta. Elena Golf Club-A	3	18,400	
Alviera Country Club (Class C)	1	630	
Alabang Country Club	1	7,100	
Zeus Holdings, Inc.	1,175,600	1,176	
MERALCO	59,837	18,934	
PLDT	419,688	4,199	
	1,664,880	51,567	-
<i>Quoted debt securities</i>			
Ayala Corporation	5,000	4,155	-
AMALGAMATED 7-57	-	-	-
AMALGAMATED-RTB 10-04	-	4,352	163
CHINABANK- RTB 10-04	-	8,705	325
FIRST METRO 20-17	-	14,959	1,072
FIRST METRO-RTB 10-04	-	9,575	358
Rizal Commercial Banking Corp.- RTB 10-60	-	7,012	297
Rizal Commercial Banking Corp.- RTB 7-51	-	-	-
Rizal Commercial Banking Corp.	-	8,705	325
Rizal Commercial Banking Corp.- RTB 10-04	-	-	139
SECURITY BANK 20-13	-	1,303	88
Retail Treasury Bond	-	-	-
BDO Unibank, Inc. UITF	13,000,000	13,825	-
	13,005,000	72,591	2,767
TOTAL INVESTMENTS IN BONDS & OTHER SECURITIES		124,158	2,767

AYALALAND LOGISTICS HOLDINGS CORP. AND SUBSIDIARIES
SCHEDULE B - AMOUNTS RECEIVABLE FROM DIRECTORS, OFFICERS, EMPLOYEES,
RELATED PARTIES AND PRINCIPAL STOCKHOLDERS (OTHER THAN RELATED PARTIES)
As of December 31, 2022
 AMOUNTS IN THOUSANDS

Account Type	Balance at Beginning period	Additions	Deductions		Current	Not Current	Balance at End Period
			Amounts Collected	Amounts Written off			
Advances to employees for company expenses	349	308	31	-	500	126	626
Salary loan	73	182	-	-	182	73	255
Car loan	829	-	48	-	-	781	781
Others	3,174	691	21	-	721	3,123	3,844
	4,425	1,181	100	-	1,403	4,103	5,506

AYALALAND LOGISTICS HOLDINGS CORP. AND SUBSIDIARIES
SCHEDULE C - AMOUNTS RECEIVABLE FROM RELATED PARTIES WHICH ARE
ELIMINATED DURING THE CONSOLIDATION OF FINANCIAL STATEMENTS
As of December 31, 2022
AMOUNTS IN THOUSANDS

Name and Designation of Debtor	Balance at Beginning period	Additions	Amounts Collected	Accounts Written off*	Current	Not Current	Balance at end period
Orion I Holdings Philippines, Inc./Subsidiary	199,153	–	–	–	–	199,153	199,153
Lepanto Ceramics, Inc./Subsidiary	–	867	–	–	867	–	867
FLT Prime Insurance Corporation/Subsidiary	190	17	–	–	207	–	207
Tutuban Properties, Inc./Subsidiary	73,572	29,810	(88,900)	–	14,482	–	14,482
Unity Realty & Development Corporation/Subsidiary	33,289	22,918	(6,068)	–	50,139	–	50,139
Orion Land Inc./Subsidiary	6,084	4,840	(5,837)	–	5,087	–	5,087
Laguna Technopark, Inc./Subsidiary	6,322	7,364	(8,983)	–	4,703	–	4,703
A Flow Land I Corp/Subsidiary	–	82,506	–	–	82,506	–	82,506
	318,610	148,322	(109,788)	–	157,991	199,153	357,144

* The amounts receivable from OE Holdings, Inc. (OEHI) and Orion Maxis Inc. (OMI) are no longer recoverable since OEHI has been dissolved and OMI is for dissolution/liquidation.

AYALALAND LOGISTICS HOLDINGS CORP. AND SUBSIDIARIES

SCHEDULE D - LONG-TERM DEBT

As of December 31, 2022

AMOUNTS IN THOUSANDS

Title of Issue and type of obligation	Amount authorized by indenture	Amount shown under the caption "Current Portion of long-term debt" in related balance sheet	Amount shown under the caption "Long- Term Debt" in related balance sheet
Term Loan	2,480,000	–	2,463,160

AYALALAND LOGISTICS HOLDINGS CORP. AND SUBSIDIARIES

SCHEDULE E - INDEBTEDNESS TO RELATED PARTIES (LONG TERM LOANS FROM RELATED COMPANIES)

As of December 31, 2022

AMOUNTS IN THOUSANDS

Name of Related Party	Balance at beginning of period	Balance at end of period
NOT APPLICABLE		

AYALALAND LOGISTICS HOLDINGS CORP. AND SUBSIDIARIES
SCHEDULE F - GUARANTEES OF SECURITIES OF OTHER ISSUERS

As of December 31, 2022

AMOUNTS IN THOUSANDS

Name of issuing entity of securities guaranteed by the company for which this statement is filed	Title of issue of each class of securities guaranteed	Total amount guaranteed and outstanding	Amount owed by person for which statement is filed	Nature of guarantee
<div data-bbox="1003 703 1532 764" style="border: 1px solid black; padding: 5px; display: inline-block;">NOT APPLICABLE</div>				

AYALALAND LOGISTICS HOLDINGS CORP. AND SUBSIDIARIES
SCHEDULE G - CAPITAL STOCK
As of December 31, 2022

Title of Issue	Number of Shares authorized	Number of shares issued and outstanding as shown under related balance sheet caption	Number of shares reserved for options, warrants, conversion and other rights	Number of shares held by related parties*	Number of shares held Directors, officers and employees**	Number of shares held by Others
COMMON SHARES	7,500,000,000					
ISSUED		6,158,660,192		4,467,752,834	73,233,659	
SUBSCRIBED		142,931,795		49,444,216		
		6,301,591,987		4,517,197,050	73,233,659	